

# Electric vehicle production

in the Czech Republic

## October 2021



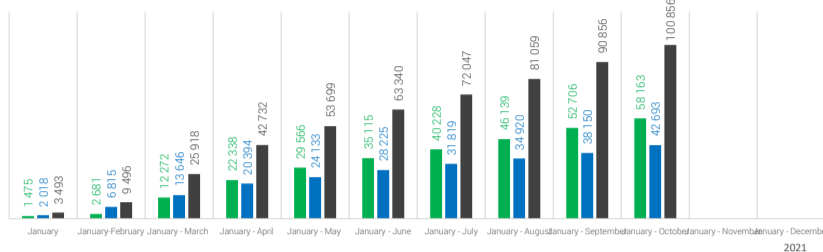
### Passenger cars

category M1

#### January-October

cumulation

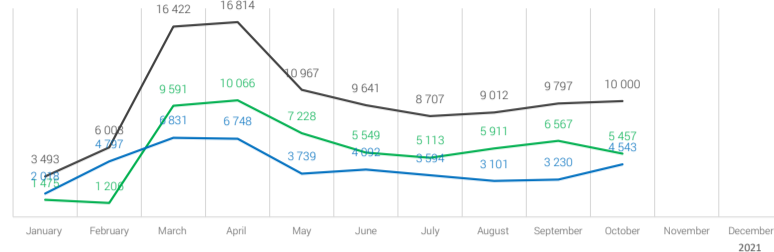
Total passenger vehicles production	899 855	100%
of these BEVs	<b>58 163</b>	<b>6,46%</b>
of these PHEVs	<b>42 693</b>	<b>4,74%</b>
<b>Total electric passenger vehicles production</b>	<b>100 856</b>	<b>11,21%</b>



#### October

month

Total passenger vehicles production	68 202	100%
of these BEVs	<b>5 457</b>	<b>8,00%</b>
of these PHEVs	<b>4 543</b>	<b>6,66%</b>
<b>Total electric passenger vehicles production</b>	<b>10 000</b>	<b>14,66%</b>



ŠKODA AUTO a.s.



Total passenger vehicles production	547 174
of these BEVs	40 335
of these PHEVs	23 793
<b>Total electric passenger vehicles production</b>	<b>64 128</b>

Total passenger vehicles production	32 865
of these BEVs	2 853
of these PHEVs	2 576
<b>Total electric passenger vehicles production</b>	<b>5 429</b>

Hyundai Motor Manufacturing Czech s.r.o.



Total passenger vehicles production	231 600
of these BEVs	17 828
of these PHEVs	18 900
<b>Total electric passenger vehicles production</b>	<b>36 728</b>

Total passenger vehicles production	24 300
of these BEVs	2 604
of these PHEVs	1 967
<b>Total electric passenger vehicles production</b>	<b>4 571</b>



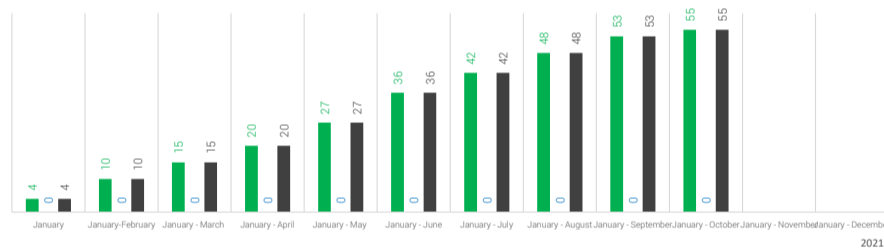
### Buses

categories M2 and M3

#### January-October

cumulation

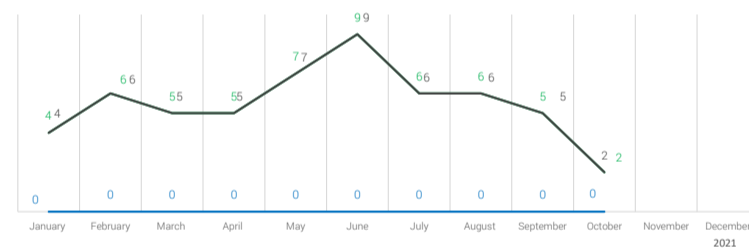
Total buses production	3 747	100%
of these BEVs	<b>55</b>	<b>1,47%</b>
of these PHEVs	<b>0</b>	<b>0,00%</b>
<b>Total electric buses production</b>	<b>55</b>	<b>1,47%</b>



#### October

month

Total buses production	272	100%
of these BEVs	<b>2</b>	<b>0,74%</b>
of these PHEVs	<b>0</b>	<b>0,00%</b>
<b>Total electric buses production</b>	<b>2</b>	<b>0,74%</b>



SOR Libchavy spol. s r.o.



Total buses production	318
of these BEVs	55
of these PHEVs	0
<b>Total electric buses production</b>	<b>55</b>

Total buses production	16
of these BEVs	2
of these PHEVs	0
<b>Total electric buses production</b>	<b>2</b>



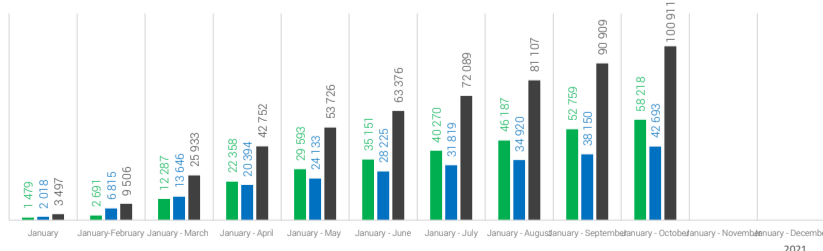
### TOTAL Electric vehicles

categories M1, N1, M2 and M3

#### January-October

cumulation

<b>Total BEVs production</b>	<b>58 218</b>
<b>Total PHEVs production</b>	<b>42 693</b>
<b>Total electric vehicles production</b>	<b>100 911</b>



#### October

month

<b>Total BEVs production</b>	<b>5 459</b>
<b>Total PHEVs production</b>	<b>4 543</b>
<b>Total electric vehicles production</b>	<b>10 002</b>

