

Electric vehicle production

in the Czech Republic

March 2022




Passenger cars

category M1

January - March

cumulation

Total passenger vehicles production	269 090	100%
of these BEVs	15 200	5,65%
of these PHEVs	9 621	3,58%
Total electric passenger vehicles production	24 821	9,22%



March

month

Total passenger vehicles production	98 712	100%
of these BEVs	7 142	7,24%
of these PHEVs	2 855	2,89%
Total electric passenger vehicles production	9 997	10,13%



ŠKODA AUTO a.s.



Total passenger vehicles production	162 640
of these BEVs	9 208
of these PHEVs	3 180
Total electric passenger vehicles production	12 388

Total passenger vehicles production	52 469
of these BEVs	4 954
of these PHEVs	907
Total electric passenger vehicles production	5 861

Hyundai Motor Manufacturing Czech s.r.o.



Total passenger vehicles production	74 301
of these BEVs	5 992
of these PHEVs	6 441
Total electric passenger vehicles production	12 433

Total passenger vehicles production	28 200
of these BEVs	2 188
of these PHEVs	1 948
Total electric passenger vehicles production	4 136




Buses

categories M2 and M3

January - March

cumulation

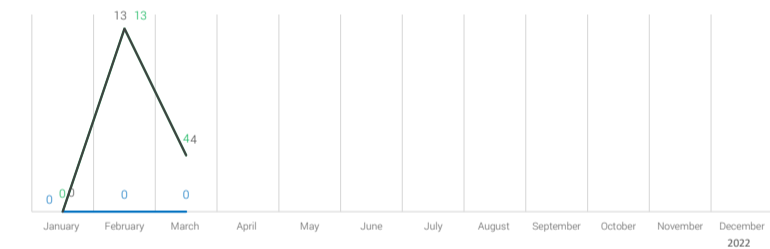
Total buses production	1 245	100%
of these BEVs	17	1,37%
of these PHEVs	0	0,00%
Total electric buses production	17	1,37%



March

month

Total buses production	504	100%
of these BEVs	4	0,79%
of these PHEVs	0	0,00%
Total electric buses production	4	0,79%



SOR Libchavy spol. s r.o.



Total buses production	92
of these BEVs	4
of these PHEVs	0
Total electric buses production	4

Total buses production	46
of these BEVs	4
of these PHEVs	0
Total electric buses production	4



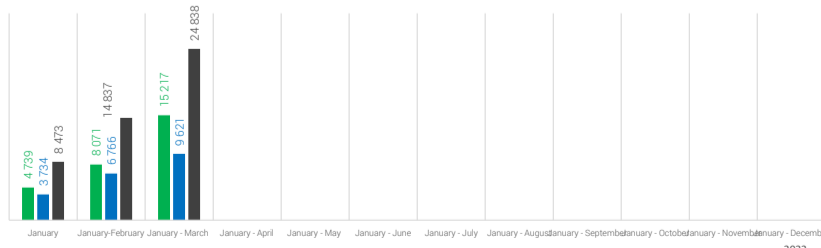
TOTAL Electric vehicles

categories M1, N1, M2 and M3

January - March

cumulation

Total BEVs production	15 217
Total PHEVs production	9 621
Total electric vehicles production	24 838



March

month

Total BEVs production	7 146
Total PHEVs production	2 855
Total electric vehicles production	10 001

