

Electric vehicle production

in the Czech Republic

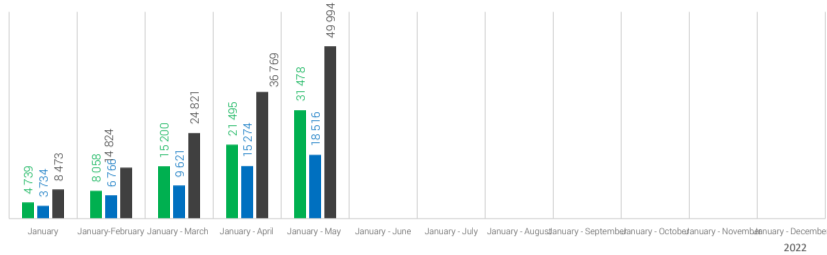
May 2022



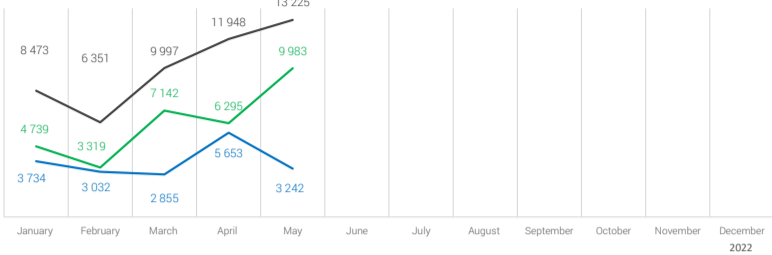
Passenger cars

category M1

January-May	cumulation	
Total passenger vehicles production	481 535	100%
of these BEVs	31 478	6,54%
of these PHEVs	18 516	3,85%
Total electric passengers vehicles production	49 994	10,38%



May	month	
Total passenger vehicles production	120 186	100%
of these BEVs	9 645	8,03%
of these PHEVs	3 242	2,70%
Total electric passengers vehicles production	12 887	10,72%



SKODA AUTO a.s.		SKODA
January-May	Total passenger vehicles production	279 655
	of these BEVs	19 636
	of these PHEVs	6 287
	Total electric passengers vehicles production	25 923

Hyundai Motor Manufacturing Czech s.r.o.		HYUNDAI
January-May	Total passenger vehicles production	134 801
	of these BEVs	11 842
	of these PHEVs	12 229
	Total electric passengers vehicles production	24 071

May	Total passenger vehicles production	68 296
	of these BEVs	6 266
	of these PHEVs	509
	Total electric passengers vehicles production	6 775

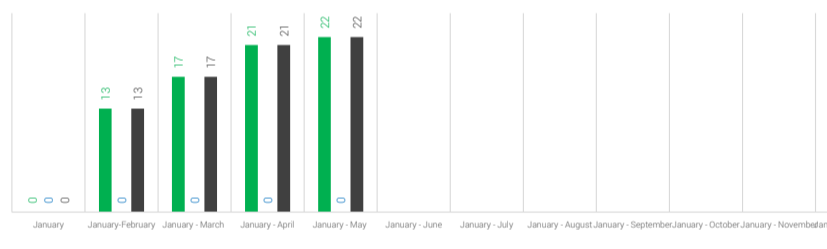
May	Total passenger vehicles production	30 900
	of these BEVs	3 379
	of these PHEVs	2 733
	Total electric passengers vehicles production	6 112



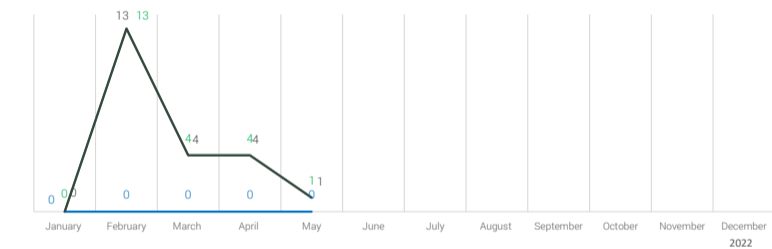
Buses

categories M2 and M3

January-May	cumulation	
Total buses production	2 106	100%
of these BEVs	23	1,09%
of these PHEVs	0	0,00%
Total electric buses production	23	1,09%



May	month	
Total buses production	451	100%
of these BEVs	1	0,22%
of these PHEVs	0	0,00%
Total electric buses production	1	0,22%



SOR Libchavý spol. s r.o.		SOR
January-May	Total buses production	205
	of these BEVs	9
	of these PHEVs	0
	Total electric buses production	9

ŠKODA ELECTRIC a.s.		ŠKODA
January-May	Celkem vyrobeno autobusů	14
	z toho BEV	14
	z toho PHEV	0
	Celkem vyrobeno elektrických autobusů	14

May	Total buses production	59
	of these BEVs	1
	of these PHEVs	0
	Total electric buses production	1

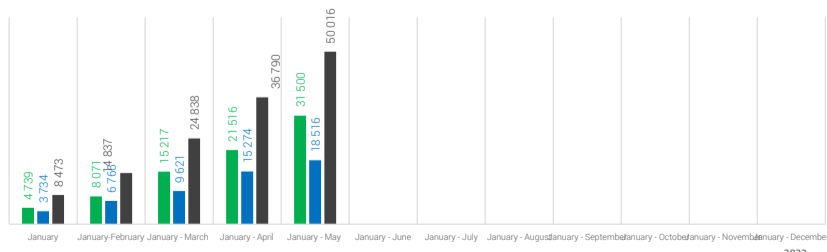
May	Celkem vyrobeno autobusů	0
	z toho BEV	0
	z toho PHEV	0
	Celkem vyrobeno elektrických autobusů	0



TOTAL Electric vehicles

categories M1, N1, M2 and M3

January-May	cumulation	
Total BEVs production	31 501	
Total PHEVs production	18 516	
Total electric vehicles production	50 017	



May	month	
Total BEVs production	9 646	
Total PHEVs production	3 242	
Total electric vehicles production	12 888	

