

Vehicle production, domestic sales and export

June 2021



SDRUŽENÍ
AUTOMOBILOVÉHO
PRŮMYSLU

in the Czech Republic



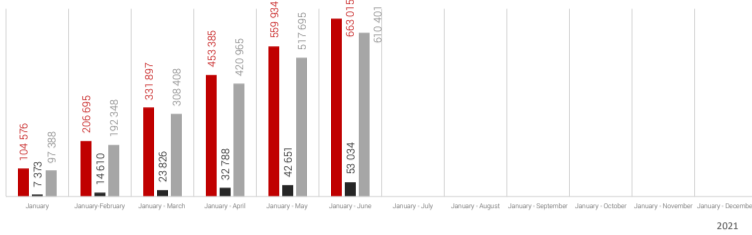
Passenger cars

category M1

January-June

cumulation

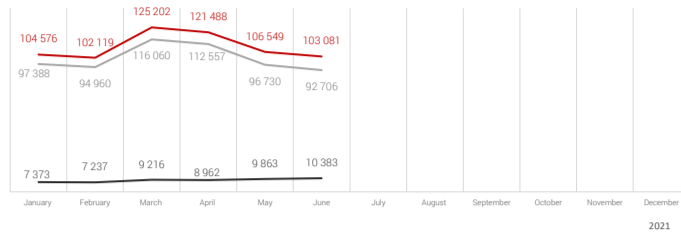
Production	2021	663 015	159 400	31,7%
	2020	503 615		
Domestic sales	2021	53 034	7 102	15,5%
	2020	45 932		
Export	2021	610 401	151 644	33,1%
	2020	458 757		



June

month

Production	2021	103 081	-853	-0,8%
	2020	103 934		
Domestic sales	2021	10 383	451	4,5%
	2020	9 932		
Export	2021	92 706	-1 377	-1,5%
	2020	94 083		



ŠKODA AUTO a.s.



Production	January-June	2021	420 838	83 258	24,7%
	2020	337 580			
June	2021	55 652	-18 339	-24,8%	
	2020	73 991			

Domestic sales	January-June	2021	44 033	4 616	11,7%
	2020	39 417			
June	2021	8 414	-337	-3,9%	
	2020	8 751			

Export	January-June	2021	377 225	77 988	26,1%
	2020	299 237			
June	2021	47 246	-18 075	-27,7%	
	2020	65 321			

Hyundai Motor
Manufacturing Czech s.r.o.



Production	January-June	2021	142 400	46 010	47,7%
	2020	96 390			
June	2021	26 100	9 500	57,2%	
	2020	16 600			

Domestic sales	January-June	2021	8 393	2 250	36,6%
	2020	6 143			
June	2021	1 817	693	61,7%	
	2020	1 124			

Export	January-June	2021	134 007	43 760	48,5%
	2020	90 247			
June	2021	24 283	8 807	56,9%	
	2020	15 476			

Toyota Motor
Manufacturing Czech Republic, s.r.o.



Production	January-June	2021	99 777	30 132	43,3%
	2020	69 645			
June	2021	21 329	7 986	59,9%	
	2020	13 343			

Domestic sales	January-June	2021	608	236	63,4%
	2020	372			
June	2021	152	95	166,7%	
	2020	57			

Export	January-June	2021	99 169	29 896	43,2%
	2020	69 273			
June	2021	21 177	7 891	59,4%	
	2020	13 286			



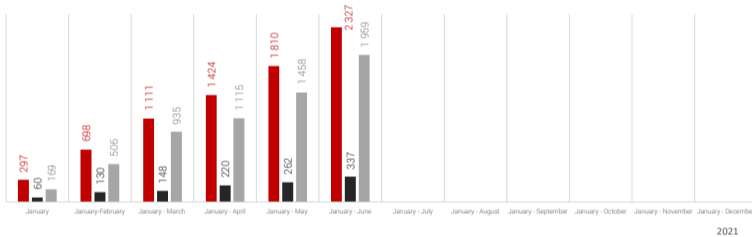
Buses

categories M2 and M3

January-June

cumulation

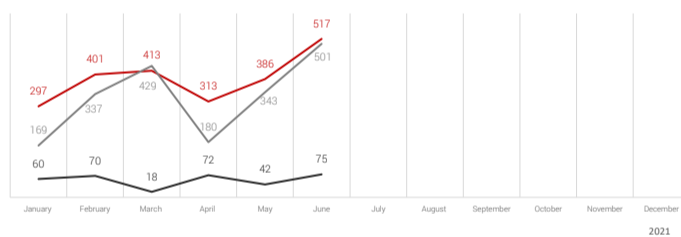
Production	2021	2 327	96	4,3%
	2020	2 231		
Domestic sales	2021	337	-65	-16,2%
	2020	402		
Export	2021	1 959	170	9,5%
	2020	1 789		



June

month

Production	2021	517	1	0,2%
	2020	516		
Domestic sales	2021	75	-22	-22,7%
	2020	97		
Export	2021	501	28	5,9%
	2020	473		



Iveco Czech Republic, a.s.



Production	January-June	2021	2 113	114	5,7%
	2020	1 999			
June	2021	447	-15	-3,2%	
	2020	462			

Domestic sales	January-June	2021	186	-35	5,7%
	2020	221			
June	2021	49	-12	-19,7%	
	2020	61			

Export	January-June	2021	1 876	138	7,9%
	2020	1 738			
June	2021	457	2	0,4%	
	2020	455			

SOR Libchavy spol. s r.o.



Production	January-June	2021	205	-18	-8,1%
	2020	223			
June	2021	67	15	28,8%	
	2020	52			

Domestic sales	January-June	2021	131	-50	-27,6%
	2020	181			
June	2021	26	-10	-27,8%	
	2020	36			

Export	January-June	2021	74	32	76,2%
	2020	42			
June	2021	41	25	156,3%	
	2020	16			

KHMC s.r.o.



Production	January-June	2021	9	0	0,0%
	2020	9			
June	2021	3	1	50,0%	
	2020	2			

Domestic sales	January-June	2021	0	0	0,0%
	2020	0			
June	2021	0	0	0,0%	
	2020	0			

Export	January-June	2021	9	0	0,0%
	2020	9			
June	2021	3	1	50,0%	
	2020	2			

ŠKODA ELECTRIC a.s.



Production	2021	0	0	n/a
	2020	n/a		
June	2021	0	0	n/a
	2020	n/a		

Domestic sales	2021	20	20	n/a
	2020	n/a		
June	2021	0	0	n/a
	2020	n/a		

Export	2021	0	0	n/a
	2020	n/a		
June	2021	0	0	n/a
	2020	n/a		



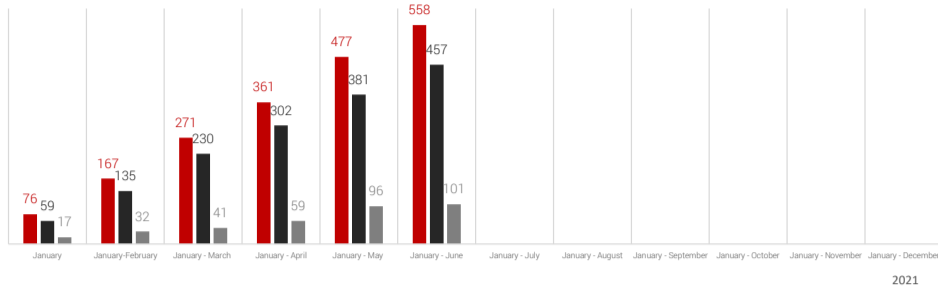
Motorcycles

category L

January-June

cumulation

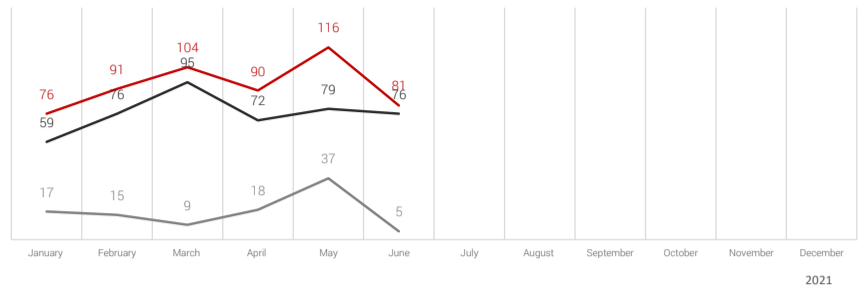
Production	2021	558	309	124,1%
	2020	249		
Domestic sales	2021	457	329	257,0%
	2020	128		
Export	2021	101	-20	-16,5%
	2020	121		



June

month

Production	2021	81	5	6,6%
	2020	76		
Domestic sales	2021	76	27	55,1%
	2020	49		
Export	2021	5	-22	-81,5%
	2020	27		



JAWA Moto spol. s r.o.



Production	January-June 2021	558	309	124,1%
	2020	249		
	June 2021	81	5	6,6%
	2020	76		

Domestic sales	January-June 2021	457	329	257,0%
	2020	128		
	June 2021	76	27	55,1%
	2020	49		

Export	January-June 2021	101	-20	-16,5%
	2020	121		
	June 2021	5	-22	-81,5%
	2020	27		



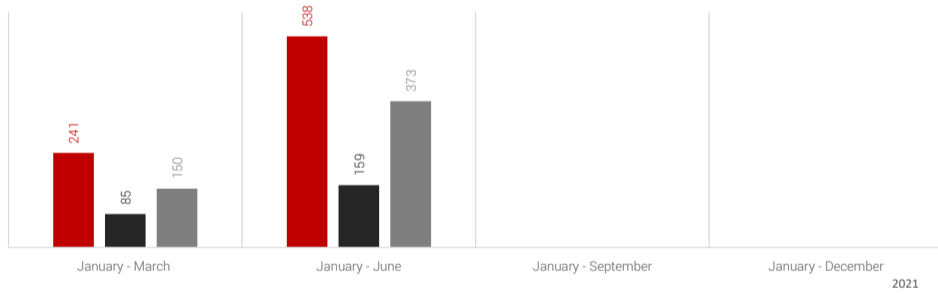
Commercial vehicles

categories N2 and N3

January-June

cumulation

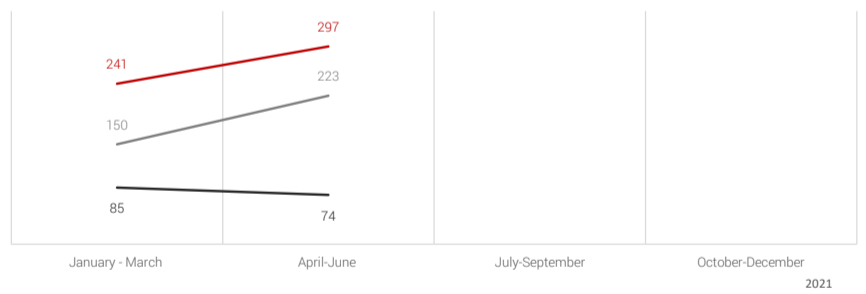
Production	2021	538	-90	-14,3%
	2020	628		
Domestic sales	2021	159	-101	-38,8%
	2020	260		
Export	2021	373	-6	-1,6%
	2020	379		



April-June

quarter

Production	2021	297	-25	-7,8%
	2020	322		
Domestic sales	2021	74	-95	-56,2%
	2020	169		
Export	2021	223	63	39,4%
	2020	160		



TATRA TRUCKS a.s.



Production	January-June 2021	538	-90	-14,3%
	2020	628		
	April-June 2021	297	-25	-7,8%
	2020	322		

Domestic sales	January-June 2021	159	-101	-38,8%
	2020	260		
	April-June 2021	74	-95	-56,2%
	2020	169		

Export	January-June 2021	373	-6	-1,6%
	2020	379		
	April-June 2021	223	63	39,4%
	2020	160		



Trailers up to 3,5 t

categories O1 and O2

January-June

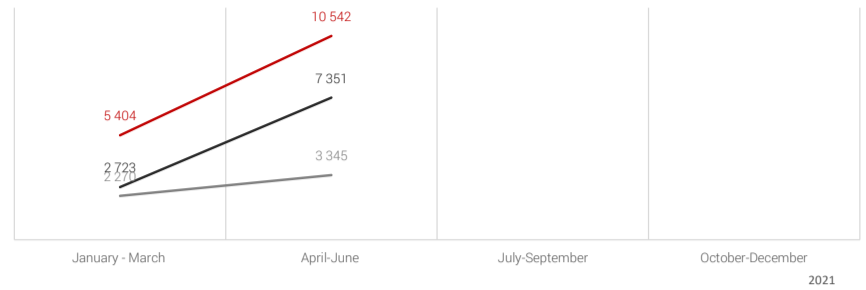
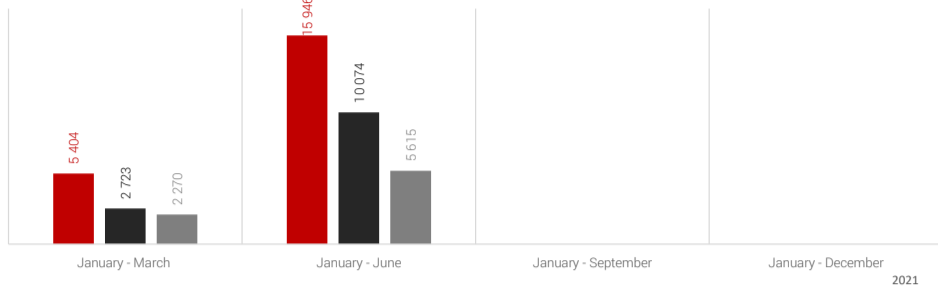
cumulation

Production	2021	15 946	1 583	11,0%
	2020	14 363		
Domestic sales	2021	10 074	1 883	23,0%
	2020	8 191		
Export	2021	5 615	-294	-5,0%
	2020	5 909		

April-June

quarter

Production	2021	10 542	783	8,0%
	2020	9 759		
Domestic sales	2021	7 351	1 252	20,5%
	2020	6 099		
Export	2021	3 345	-941	-22,0%
	2020	4 286		



AGADOS, spol. s r.o.



Production	January-June	2021	15 946	1 583	11,0%
	2020	14 363			
Domestic sales	January-June	2021	10 074	1 883	23,0%
	2020	8 191			
Export	January-June	2021	5 615	-294	-5,0%
	2020	5 909			
Production	April-June	2021	10 542	783	8,0%
	2020	9 759			
Domestic sales	April-June	2021	7 351	1 252	20,5%
	2020	6 099			
Export	April-June	2021	3 345	-941	-22,0%
	2020	4 286			



Trailers over 3,5 t

categories O3 and O4

January-June

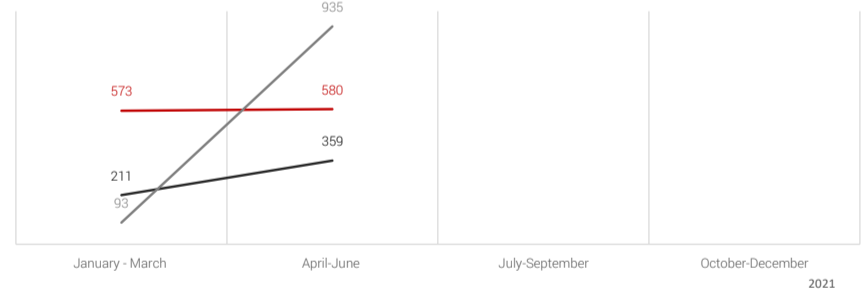
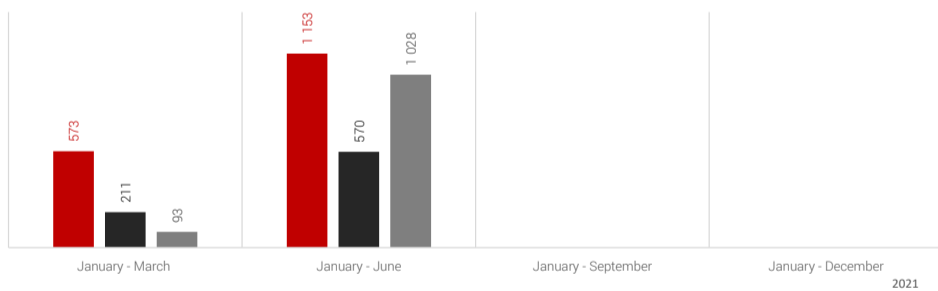
cumulation

Production	2021	1 153	62	5,7%
	2020	1 091		
Domestic sales	2021	570	273	91,9%
	2020	297		
Export	2021	1 028	492	91,8%
	2020	536		

April-June

quarter

Production	2021	580	107	22,6%
	2020	473		
Domestic sales	2021	359	259	259,0%
	2020	100		
Export	2021	935	887	1847,9%
	2020	48		



Schwarz Müller s.r.o.



PANAV, a.s.



Production	January-June	2021	935	27	3,0%
	2020	908			
Domestic sales	January-June	2021	379	218	135,4%
	2020	161			
Export	January-June	2021	1 001	490	95,9%
	2020	511			
Production	April-June	2021	473	96	25,5%
	2020	377			
Domestic sales	April-June	2021	235	219	1368,8%
	2020	16			
Export	April-June	2021	918	887	2861,3%
	2020	31			
Production	January-June	2021	218	35	19,1%
	2020	183			
Domestic sales	January-June	2021	191	55	40,4%
	2020	136			
Export	January-June	2021	27	2	8,0%
	2020	25			
Production	April-June	2021	107	11	11,5%
	2020	96			
Domestic sales	April-June	2021	124	40	47,6%
	2020	84			
Export	April-June	2021	17	0	0,0%
	2020	17			



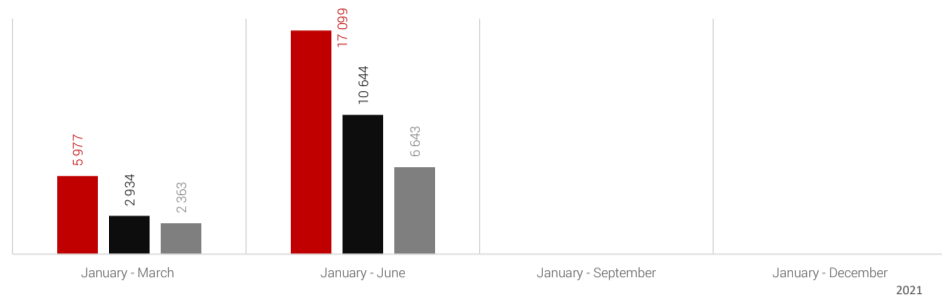
TOTAL Trailers

categories O1, O2, O3 and O4

January-June

cumulation

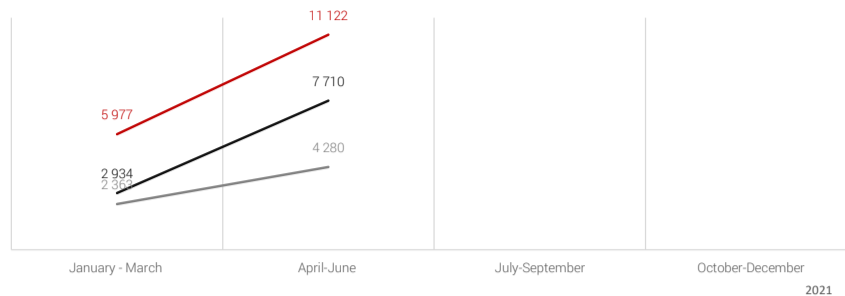
Production	2021	17 099	1 645	10,6%
	2020	15 454		
Domestic sales	2021	10 644	2 156	25,4%
	2020	8 488		
Export	2021	6 643	198	3,1%
	2020	6 445		



April-June

quarter

Production	2021	11 122	890	8,7%
	2020	10 232		
Domestic sales	2021	7 710	1 511	24,4%
	2020	6 199		
Export	2021	4 280	-54	-1,2%
	2020	4 334		



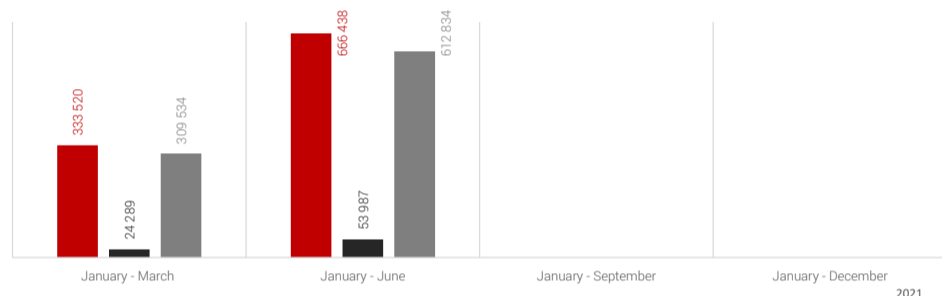
TOTAL Motor vehicles

categories M1, M2, M3, N2, N3 and L

January-June

cumulation

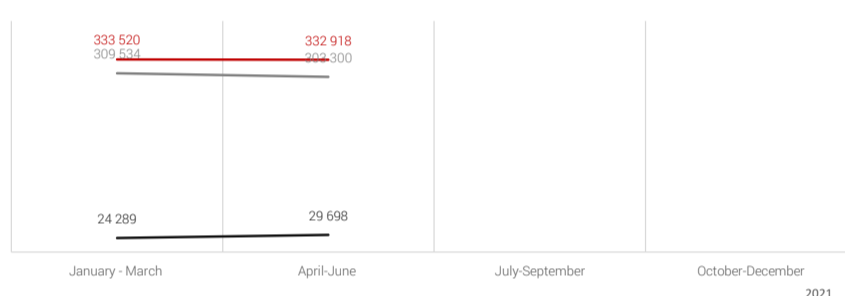
Production	2021	666 438	159 715	31,5%
	2020	506 723		
Domestic sales	2021	53 987	7 265	15,5%
	2020	46 722		
Export	2021	612 834	151 788	32,9%
	2020	461 046		



April-June

quarter

Production	2021	332 918	150 811	82,8%
	2020	182 107		
Domestic sales	2021	29 698	8 248	38,5%
	2020	21 450		
Export	2021	303 300	142 229	88,3%
	2020	161 071		



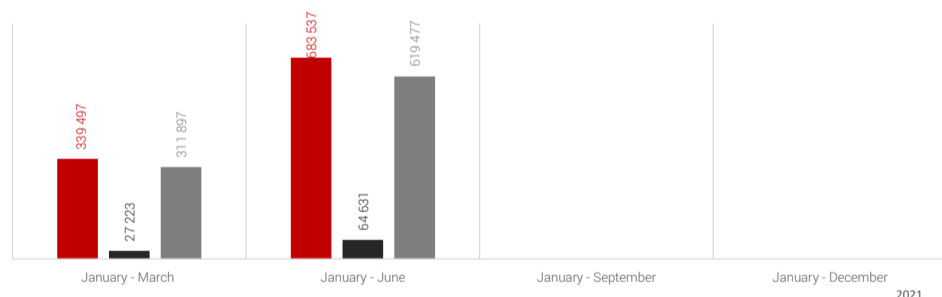
TOTAL Road vehicles

categories M1, M2, M3, N2, N3, L, O1, O2, O3 and O4

January-June

cumulation

Production	2021	683 537	161 360	30,9%
	2020	522 177		
Domestic sales	2021	64 631	9 421	17,1%
	2020	55 210		
Export	2021	619 477	151 986	32,5%
	2020	467 491		



April-June

quarter

Production	2021	344 040	151 701	78,9%
	2020	192 339		
Domestic sales	2021	37 408	9 759	35,3%
	2020	27 649		
Export	2021	307 580	142 175	86,0%
	2020	165 405		

