# Electric vehicle production

in the Czech Republic

**June 2021**

SDRUŽENÍ AUTOMOBILOVÉHO PRŮMYSLU

## Passenger cars

category M1

### January-June

cumulation

| | | |
|---|---|---|
| Total passenger vehicles production | 663 015 | 100% |
| of these BEVs | 35 115 | 5,30% |
| of these PHEVs | 28 225 | 4,26% |
| **Total electric passengers vehicles production** | **63 340** | **9,55%** |

### June

month

| | | |
|---|---|---|
| Total passenger vehicles production | 103 081 | 100% |
| of these BEVs | 5 549 | 5,38% |
| of these PHEVs | 4 092 | 3,97% |
| **Total electric passengers vehicles production** | **9 641** | **9,35%** |

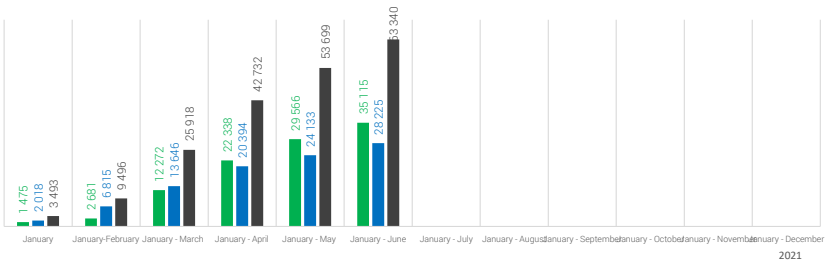


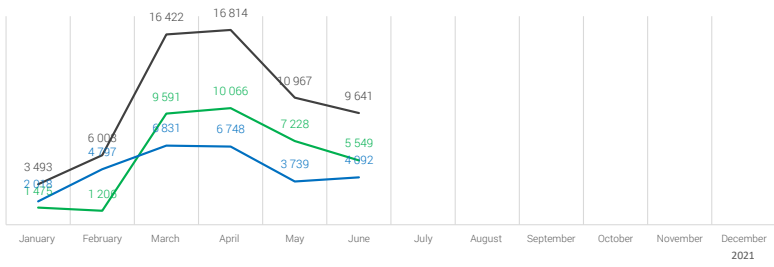


| | ŠKODA AUTO a.s. | |
|---|---|---|
| **January-June** | Total passenger vehicles production | 420 838 |
| | of these BEVs | 25 527 |
| | of these PHEVs | 18 200 |
| | Total electric passengers vehicles production | 43 727 |
| **June** | Total passenger vehicles production | 55 652 |
| | of these BEVs | 3 912 |
| | of these PHEVs | 1 718 |
| | Total electric passengers vehicles production | 5 630 |

| | Hyundai Motor Manufacturing Czech s.r.o. | |
|---|---|---|
| **January-June** | Total passenger vehicles production | 142 400 |
| | of these BEVs | 9 588 |
| | of these PHEVs | 10 025 |
| | Total electric passengers vehicles production | 19 613 |
| **June** | Total passenger vehicles production | 26 100 |
| | of these BEVs | 1 637 |
| | of these PHEVs | 2 374 |
| | Total electric passengers vehicles production | 4 011 |

## Buses

categories M2 and M3

### January-June

cumulation

| | | |
|---|---|---|
| Total buses production | 2 327 | 100% |
| of these BEVs | 36 | 1,55% |
| of these PHEVs | 0 | 0,00% |
| **Total electric buses production** | **36** | **1,55%** |

### June

month

| | | |
|---|---|---|
| Total buses production | 517 | 100% |
| of these BEVs | 9 | 1,74% |
| of these PHEVs | 0 | 0,00% |
| **Total electric buses production** | **9** | **1,74%** |

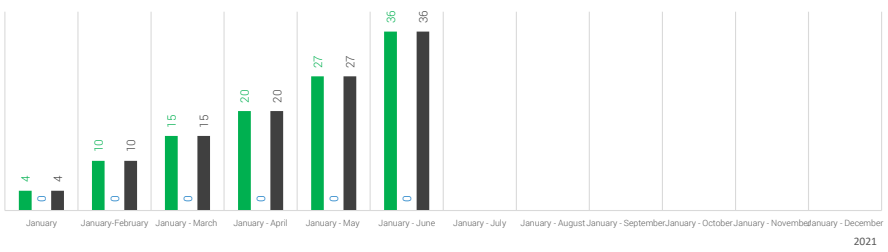


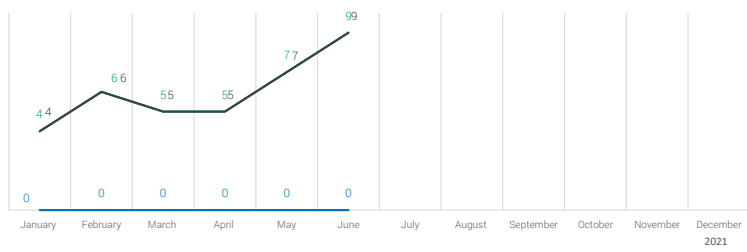


| | SOR Libchavy spol. s r.o. | |
|---|---|---|
| **January-June** | Total buses production | 205 |
| | of these BEVs | 36 |
| | of these PHEVs | 0 |
| | Total electric buses production | 36 |
| **June** | Total buses production | 67 |
| | of these BEVs | 9 |
| | of these PHEVs | 0 |
| | Total electric buses production | 9 |

## TOTAL Electric vehicles

categories M1, N1, M2 and M3

### January-June

cumulation

| | |
|---|---|
| Total BEVs production | 35 151 |
| Total PHEVs production | 28 225 |
| **Total electric vehicles production** | **63 376** |

### June

month

| | |
|---|---|
| Total BEVs production | 5 558 |
| Total PHEVs production | 4 092 |
| **Total electric vehicles production** | **9 650** |

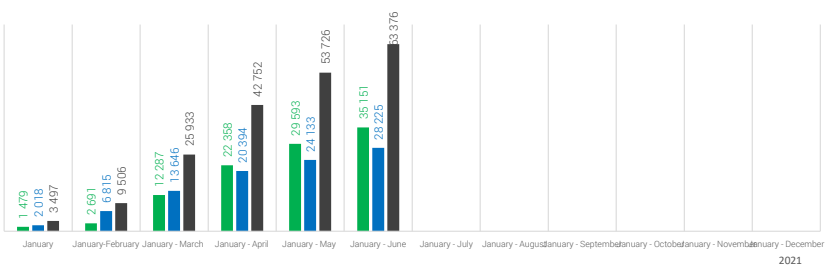


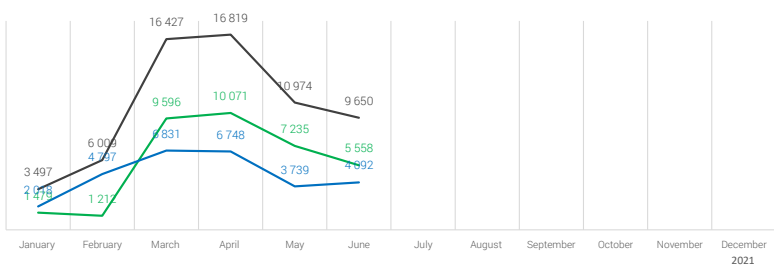


© Sdružení automobilového průmyslu | 19.7.2021 | www.autosap.cz