

# Vehicle production, domestic sales and export

September 2021



in the Czech Republic



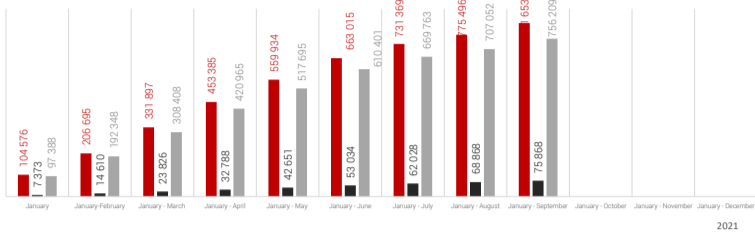
## Passenger cars

category M1

### January-September

cumulation

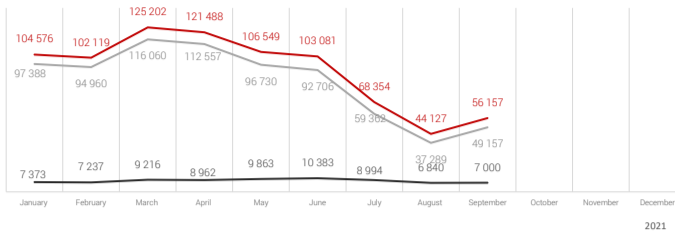
Production	2021	<b>831 653</b>	23 374	2,9%
	2020	808 279		
Domestic sales	2021	<b>75 868</b>	3 477	4,8%
	2020	72 391		
Export	2021	<b>756 209</b>	18 752	2,5%
	2020	737 457		



### September

month

Production	2021	<b>56 157</b>	-63 565	-53,1%
	2020	119 722		
Domestic sales	2021	<b>7 000</b>	-1 859	-21,0%
	2020	8 859		
Export	2021	<b>49 157</b>	-61 971	-55,8%
	2020	111 128		



	SKODA AUTO a.s.	Hyundai Motor Manufacturing Czech s.r.o.	Toyota Motor Manufacturing Czech Republic, s.r.o.	
Production	January-September 2021	<b>514 309</b>	-19 902	-3,7%
	2020	534 211		
	September 2021	<b>27 886</b>	-55 592	-66,6%
Domestic sales	January-September 2021	<b>62 957</b>	661	1,1%
	2020	62 296		
	September 2021	<b>5 892</b>	-1 723	-22,6%
Export	January-September 2021	<b>451 776</b>	-21 708	-4,6%
	2020	473 484		
	September 2021	<b>21 994</b>	-54 134	-71,1%



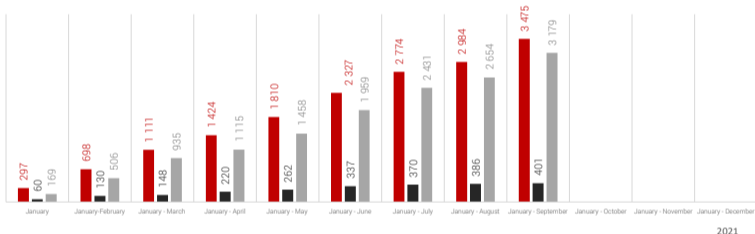
## Buses

categories M2 and M3

### January-September

cumulation

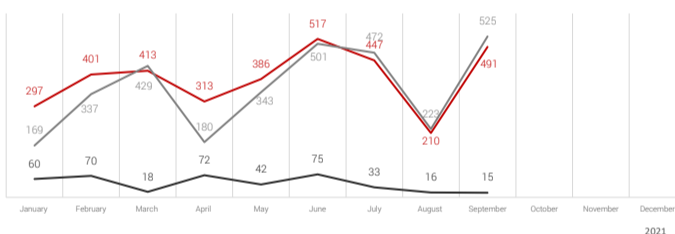
Production	2021	<b>3 475</b>	-41	-1,2%
	2020	3 516		
Domestic sales	2021	<b>401</b>	-258	-39,2%
	2020	659		
Export	2021	<b>3 179</b>	275	9,5%
	2020	2 904		



### September

month

Production	2021	<b>491</b>	-16	-3,2%
	2020	507		
Domestic sales	2021	<b>15</b>	-73	-83,0%
	2020	88		
Export	2021	<b>525</b>	100	23,5%
	2020	425		



	Iveco Czech Republic, a.s.	SOR Libchavy spol. s r.o.	KHMC s.r.o.	
Production	January-September 2021	<b>3 157</b>	-36	-1,1%
	2020	3 193		
	September 2021	<b>419</b>	-61	-12,7%
Domestic sales	January-September 2021	<b>238</b>	-168	-1,1%
	2020	406		
	September 2021	<b>13</b>	-54	-80,6%
Export	January-September 2021	<b>3 002</b>	168	5,9%
	2020	2 834		
	September 2021	<b>453</b>	34	8,1%

	SKODA ELECTRIC a.s.			
Production	2021	<b>0</b>	0	n/a
	2020	n/a		
Domestic sales	2021	<b>22</b>	22	n/a
	2020	n/a		
Export	2021	<b>0</b>	0	n/a
	2020	n/a		



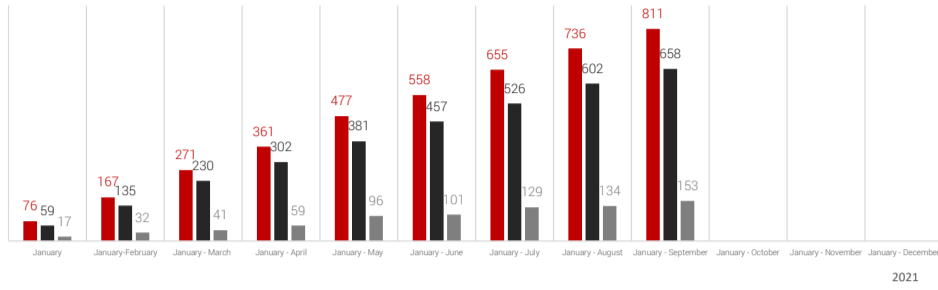
## Motorcycles

category L

### January-September

cumulation

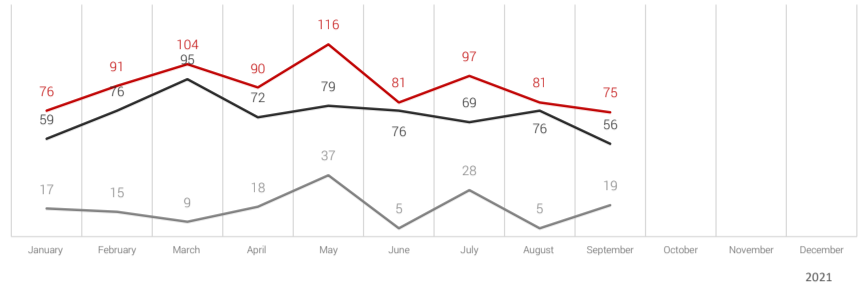
<b>Production</b>	2021	<b>811</b>	432	114,0%
	2020	<b>379</b>		
<b>Domestic sales</b>	2021	<b>658</b>	369	127,7%
	2020	<b>289</b>		
<b>Export</b>	2021	<b>153</b>	63	70,0%
	2020	<b>90</b>		



### September

month

<b>Production</b>	2021	<b>75</b>	19	33,9%
	2020	<b>56</b>		
<b>Domestic sales</b>	2021	<b>56</b>	-50	-47,2%
	2020	<b>106</b>		
<b>Export</b>	2021	<b>19</b>	69	-138,0%
	2020	<b>-50</b>		



JAWA Moto spol. s r.o.



<b>Production</b>	January-September 2021	<b>811</b>	432	114,0%
	2020	<b>379</b>		
	September 2021	<b>75</b>	19	33,9%
	2020	<b>56</b>		

<b>Domestic sales</b>	January-September 2021	<b>658</b>	369	127,7%
	2020	<b>289</b>		
	September 2021	<b>56</b>	-50	-47,2%
	2020	<b>106</b>		

<b>Export</b>	January-September 2021	<b>153</b>	63	70,0%
	2020	<b>90</b>		
	September 2021	<b>19</b>	69	-138,0%
	2020	<b>-50</b>		



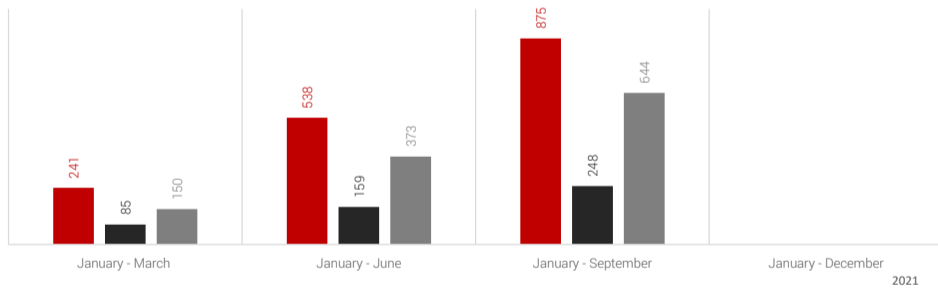
## Commercial vehicles

categories N2 and N3

### January-September

cumulation

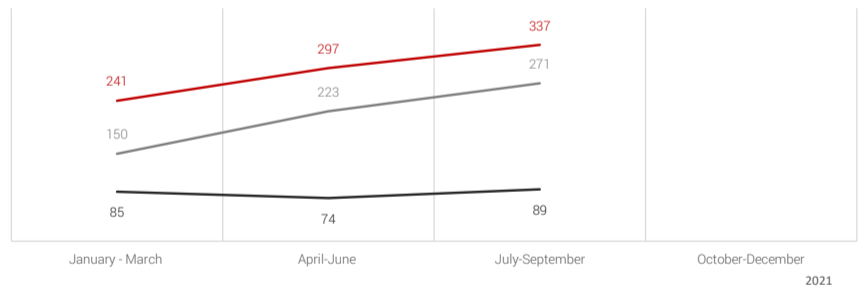
<b>Production</b>	2021	<b>875</b>	-36	-4,0%
	2020	<b>911</b>		
<b>Domestic sales</b>	2021	<b>248</b>	-99	-28,5%
	2020	<b>347</b>		
<b>Export</b>	2021	<b>644</b>	74	13,0%
	2020	<b>570</b>		



### July-September

quarter

<b>Production</b>	2021	<b>337</b>	54	19,1%
	2020	<b>283</b>		
<b>Domestic sales</b>	2021	<b>89</b>	2	2,3%
	2020	<b>87</b>		
<b>Export</b>	2021	<b>271</b>	80	41,9%
	2020	<b>191</b>		



TATRA TRUCKS a.s.



<b>Production</b>	January-September 2021	<b>875</b>	-36	-4,0%
	2020	<b>911</b>		
	July-September 2021	<b>337</b>	54	19,1%
	2020	<b>283</b>		

<b>Domestic sales</b>	January-September 2021	<b>248</b>	-99	-28,5%
	2020	<b>347</b>		
	July-September 2021	<b>89</b>	2	2,3%
	2020	<b>87</b>		

<b>Export</b>	January-September 2021	<b>644</b>	74	13,0%
	2020	<b>570</b>		
	July-September 2021	<b>271</b>	80	41,9%
	2020	<b>191</b>		



### Trailers up to 3,5 t

categories O1 and O2

#### January-September

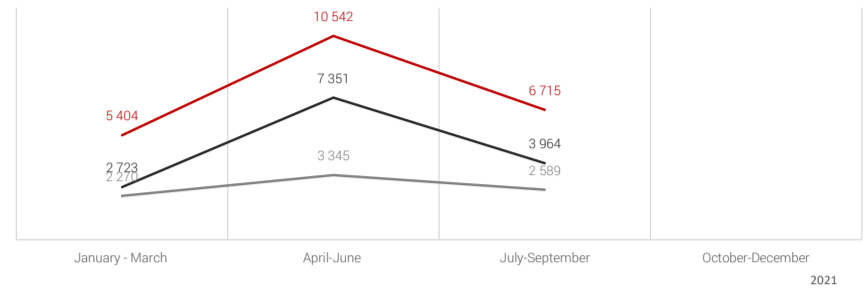
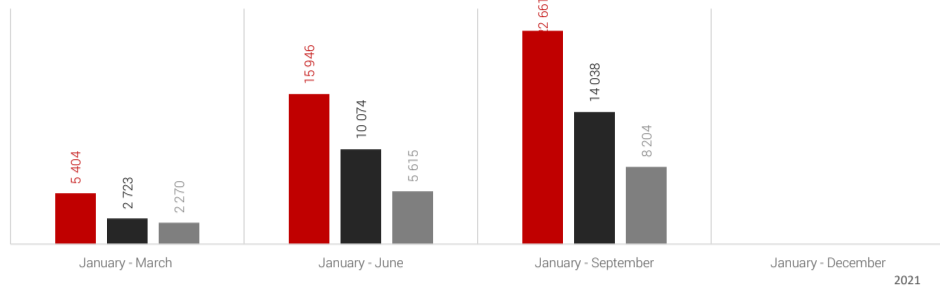
cumulation

<b>Production</b>	2021	<b>22 661</b>	2 149	10,5%
	2020	20 512		
<b>Domestic sales</b>	2021	<b>14 038</b>	1 376	10,9%
	2020	12 662		
<b>Export</b>	2021	<b>8 204</b>	702	9,4%
	2020	7 502		

#### July-September

quarter

<b>Production</b>	2021	<b>6 715</b>	566	9,2%
	2020	6 149		
<b>Domestic sales</b>	2021	<b>3 964</b>	-507	-11,3%
	2020	4 471		
<b>Export</b>	2021	<b>2 589</b>	996	62,5%
	2020	1 593		



AGADOS, spol. s r.o.



<b>Production</b>	January-September	2021	<b>22 661</b>	2 149	10,5%
	2020	20 512			
	July-September	2021	<b>6 715</b>	566	9,2%
	2020	6 149			

<b>Domestic sales</b>	January-September	2021	<b>14 038</b>	1 376	10,9%
	2020	12 662			
	July-September	2021	<b>3 964</b>	-507	-11,3%
	2020	4 471			

<b>Export</b>	January-September	2021	<b>8 204</b>	702	9,4%
	2020	7 502			
	July-September	2021	<b>2 589</b>	996	62,5%
	2020	1 593			



### Trailers over 3,5 t

categories O3 and O4

#### January-September

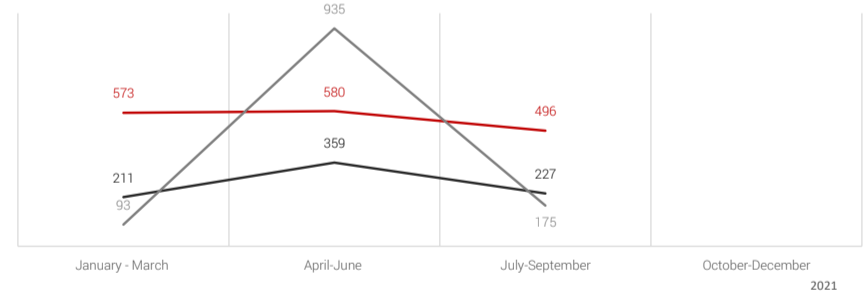
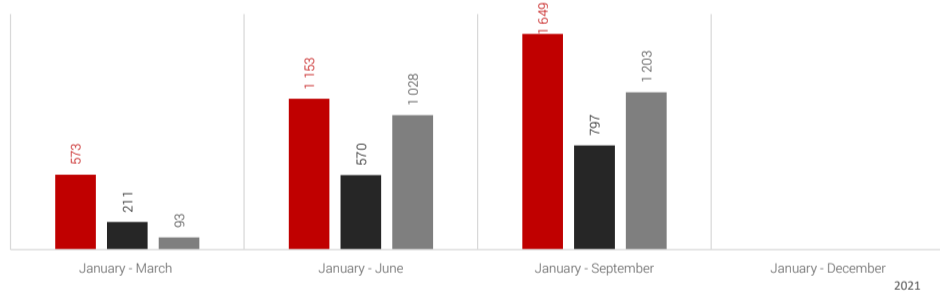
cumulation

<b>Production</b>	2021	<b>1 649</b>	164	11,0%
	2020	1 485		
<b>Domestic sales</b>	2021	<b>797</b>	177	28,5%
	2020	620		
<b>Export</b>	2021	<b>1 203</b>	113	10,4%
	2020	1 090		

#### July-September

quarter

<b>Production</b>	2021	<b>496</b>	102	25,9%
	2020	394		
<b>Domestic sales</b>	2021	<b>227</b>	-96	-29,7%
	2020	323		
<b>Export</b>	2021	<b>175</b>	-379	-68,4%
	2020	554		



Schwarz Müller s.r.o.



<b>Production</b>	January-September	2021	<b>1 323</b>	97	7,9%
	2020	1 226			
	July-September	2021	<b>388</b>	70	22,0%
	2020	318			

<b>Domestic sales</b>	January-September	2021	<b>530</b>	100	23,3%
	2020	430			
	July-September	2021	<b>151</b>	-118	-43,9%
	2020	269			

<b>Export</b>	January-September	2021	<b>1 161</b>	116	11,1%
	2020	1 045			
	July-September	2021	<b>160</b>	-374	-70,0%
	2020	534			

PANAV, a.s.



<b>Production</b>	January-September	2021	<b>326</b>	67	25,9%
	2020	259			
	July-September	2021	<b>108</b>	32	42,1%
	2020	76			

<b>Domestic sales</b>	January-September	2021	<b>267</b>	77	40,5%
	2020	190			
	July-September	2021	<b>76</b>	22	40,7%
	2020	54			

<b>Export</b>	January-September	2021	<b>42</b>	-3	-6,7%
	2020	45			
	July-September	2021	<b>15</b>	-5	-25,0%
	2020	20			



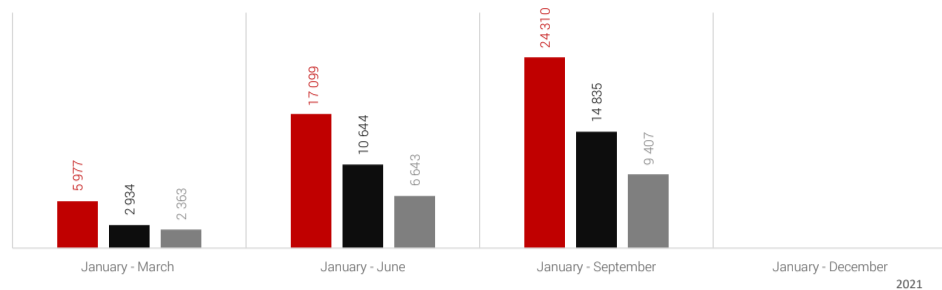
## TOTAL Trailers

categories O1, O2, O3 and O4

### January-September

cumulation

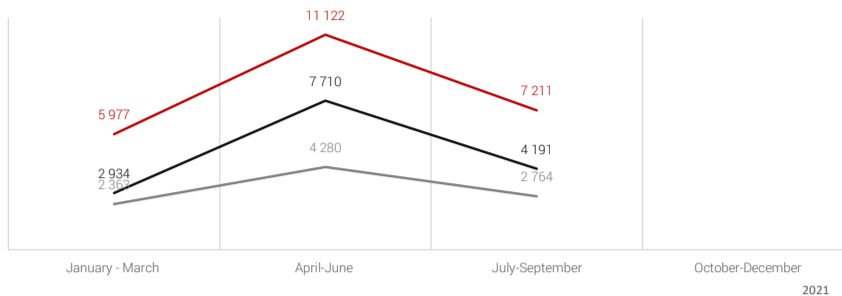
Production	2021	<b>24 310</b>	2 313	10,5%
	2020	21 997		
Domestic sales	2021	<b>14 835</b>	1 553	11,7%
	2020	13 282		
Export	2021	<b>9 407</b>	815	9,5%
	2020	8 592		



### July-September

quarter

Production	2021	<b>7 211</b>	668	10,2%
	2020	6 543		
Domestic sales	2021	<b>4 191</b>	-603	-12,6%
	2020	4 794		
Export	2021	<b>2 764</b>	617	28,7%
	2020	2 147		



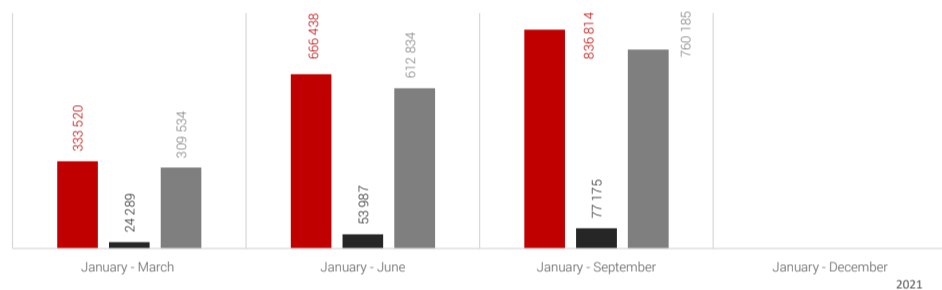
## TOTAL Motor vehicles

categories M1, M2, M3, N2, N3 and L

### January-September

cumulation

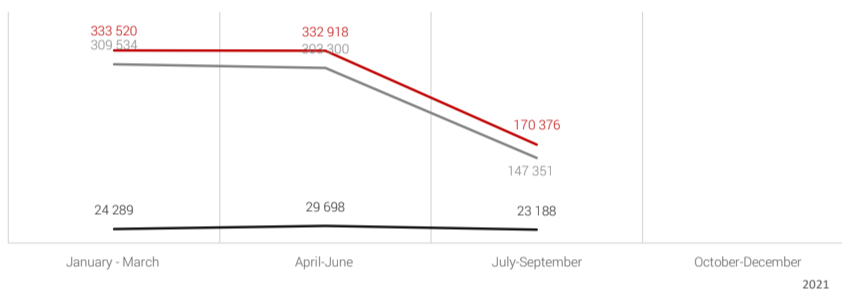
Production	2021	<b>836 814</b>	23 729	2,9%
	2020	813 085		
Domestic sales	2021	<b>77 175</b>	3 489	4,7%
	2020	73 686		
Export	2021	<b>760 185</b>	19 164	2,6%
	2020	741 021		



### July-September

quarter

Production	2021	<b>170 376</b>	-135 986	-44,4%
	2020	306 362		
Domestic sales	2021	<b>23 188</b>	-3 776	-14,0%
	2020	26 964		
Export	2021	<b>147 351</b>	-132 624	-47,4%
	2020	279 975		



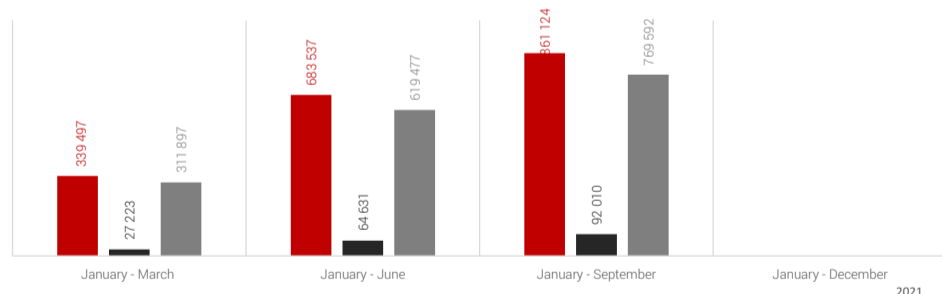
## TOTAL Road vehicles

categories M1, M2, M3, N2, N3, L, O1, O2, O3 and O4

### January-September

cumulation

Production	2021	<b>861 124</b>	26 042	3,1%
	2020	835 082		
Domestic sales	2021	<b>92 010</b>	5 042	5,8%
	2020	86 968		
Export	2021	<b>769 592</b>	19 979	2,7%
	2020	749 613		



### July-September

quarter

Production	2021	<b>177 587</b>	-135 318	-43,2%
	2020	312 905		
Domestic sales	2021	<b>27 379</b>	-4 379	-13,8%
	2020	31 758		
Export	2021	<b>150 115</b>	-132 007	-46,8%
	2020	282 122		

