

Vehicle production

in the Czech Republic

August 2021



SDRUŽENÍ
AUTOMOBILOVÉHO
PRŮMYSLU



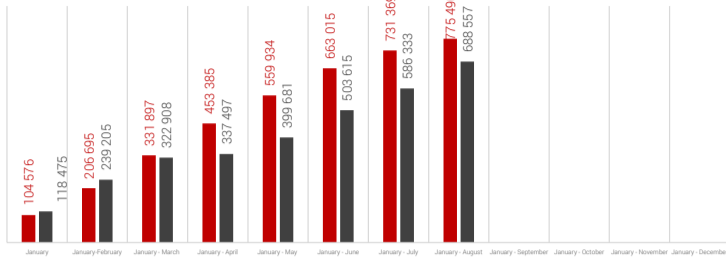
Passenger cars

category M1

January-August

cumulation

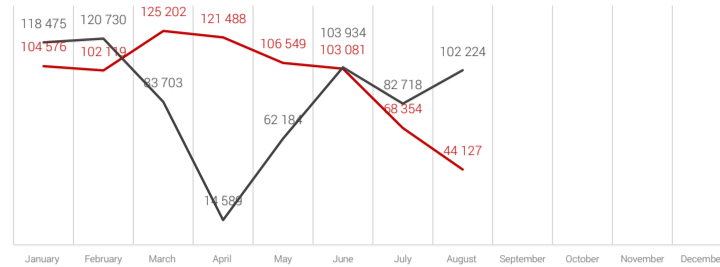
2021	775 496	86 939	12,6%
2020	688 557		



August

month

2021	44 127	-58 097	-56,8%
2020	102 224		



ŠKODA AUTO a.s.



January-August	2021	486 423	35 690	7,9%
	2020	450 733		
August	2021	21 627	-38 173	-63,8%
	2020	59 800		

Hyundai Motor
Manufacturing Czech s.r.o.



January-August	2021	182 400	45 360	33,1%
	2020	137 040		
August	2021	22 500	200	0,9%
	2020	22 300		

Toyota Motor
Manufacturing Czech Republic, s.r.o.



January-August	2021	106 673	5 889	5,8%
	2020	100 784		
August	2021	0	-20 124	-100,0%
	2020	20 124		



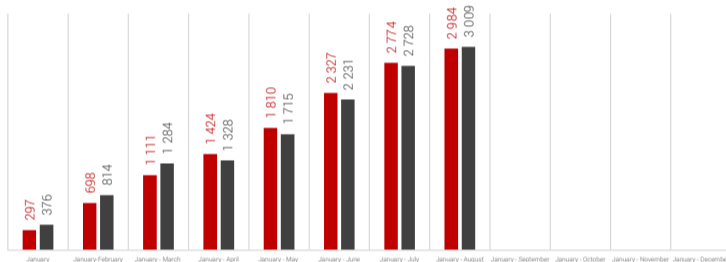
Buses

categories M2 and M3

January-August

cumulation

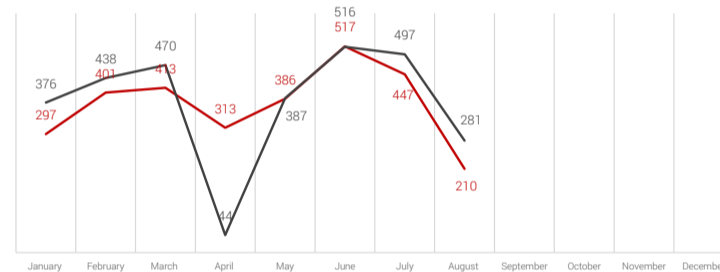
2021	2 984	-25	-0,8%
2020	3 009		



August

month

2021	210	-71	-25,3%
2020	281		



Iveco Czech Republic, a.s.



January-August	2021	2 738	25	0,9%
	2020	2 713		
August	2021	190	-50	-20,8%
	2020	240		

SOR Libchavy spol. s r.o.



January-August	2021	233	-46	-16,5%
	2020	279		
August	2021	20	-15	-42,9%
	2020	35		

KHMC s.r.o.



January-August	2021	13	-4	-23,5%
	2020	17		
August	2021	0	-6	-100,0%
	2020	6		

ŠKODA ELECTRIC a.s.



January-August	2021	0	0	n/a
	2020	n/a		
August	2021	0	0	n/a
	2020	n/a		



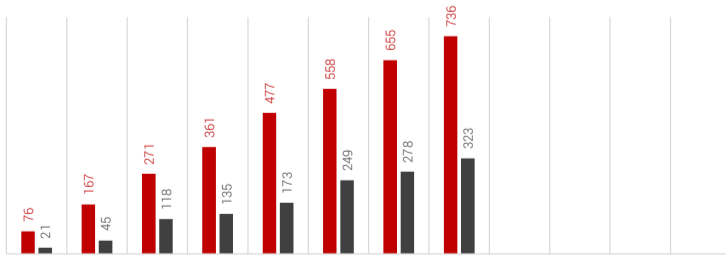
Motorcycles

category L

January-August

cumulation

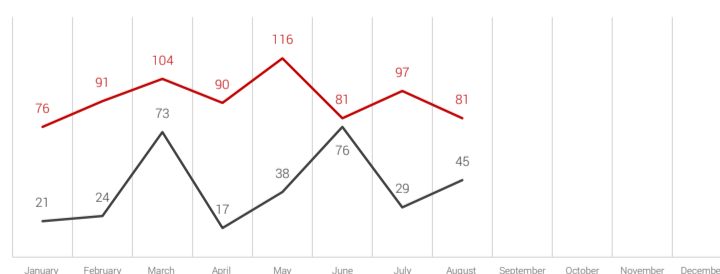
2021	736	413	127,9%
2020	323		



August

month

2021	81	36	80,0%
2020	45		



JAWA Moto spol. s r.o.



January-August	2021	736	413	127,9%
	2020	323		
August	2021	81	36	80,0%
	2020	45		