



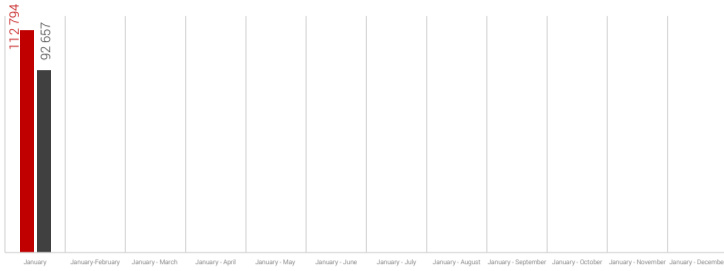
Passenger cars

category M1

January-January

cumulation

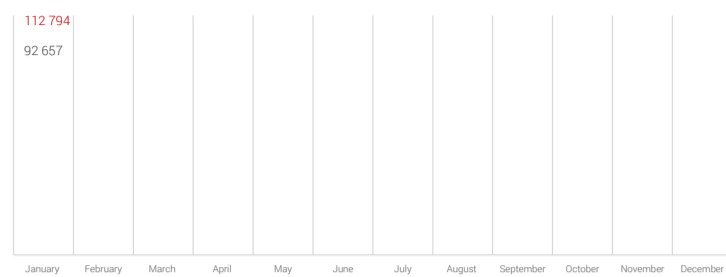
2023	112 794	20 137	21,7%
2022	92 657		



January

month

2023	112 794	20 137	21,7%
2022	92 657		



ŠKODA AUTO a.s.



January-January	2023	70 599	8 247	13,2%
	2022	62 352		
January	2023	70 599	8 247	13,2%
	2022	62 352		

Hyundai Motor
Manufacturing Czech s.r.o.



January-January	2023	24 200	2 599	12,0%
	2022	21 601		
January	2023	24 200	2 599	12,0%
	2022	21 601		

Toyota Motor
Manufacturing Czech Republic, s.r.o.



January-January	2023	17 995	9 291	106,7%
	2022	8 704		
January	2023	17 995	9 291	106,7%
	2022	8 704		



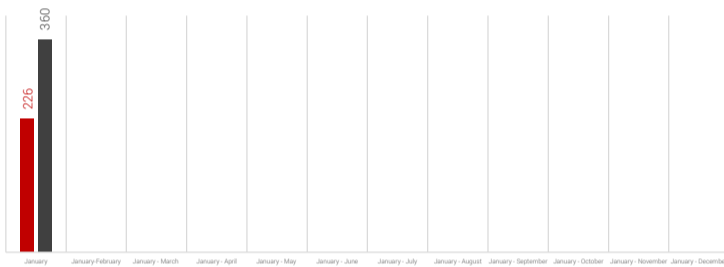
Buses

categories M2 and M3

January-January

cumulation

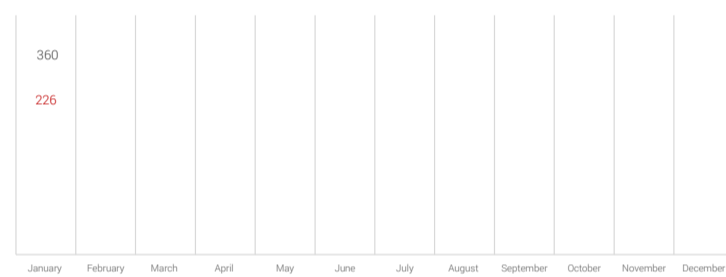
2023	226	-134	-37,2%
2022	360		



January

month

2023	226	-134	-37,2%
2022	360		



Iveco Czech Republic, a.s.



January-January	2023	214	-116	-35,2%
	2022	330		
January	2023	214	-116	-35,2%
	2022	330		

SOR Libchavy spol. s r.o.



January-January	2023	10	-18	-64,3%
	2022	28		
January	2023	10	-18	-64,3%
	2022	28		

KHMC s.r.o.



January-January	2023	2	1	100,0%
	2022	1		
January	2023	2	1	100,0%
	2022	1		

ŠKODA ELECTRIC a.s.



January-January	2023	0	-1	-100,0%
	2022	1		
January	2023	0	-1	-100,0%
	2022	1		



Motorcycles

category L

January-January

cumulation

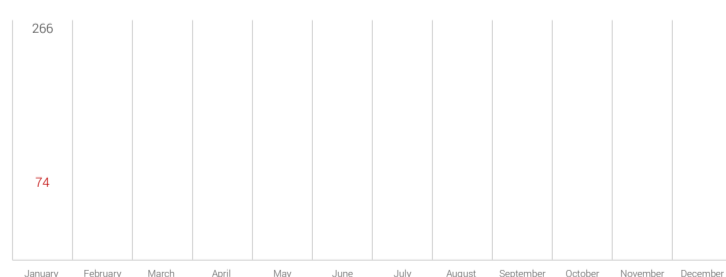
2023	74	-192	-72,2%
2022	266		



January

month

2023	74	-192	-72,2%
2022	266		



JAWA Moto spol. s r.o.



January-January	2023	74	-192	-72,2%
	2022	266		
January	2023	74	-192	-72,2%
	2022	266		