

Vehicle production, domestic sales and export

in the Czech Republic

June 2022



SDRUŽENÍ
AUTOMOBILOVÉHO
PRŮMYSLU



Passenger cars

category M1

January-June

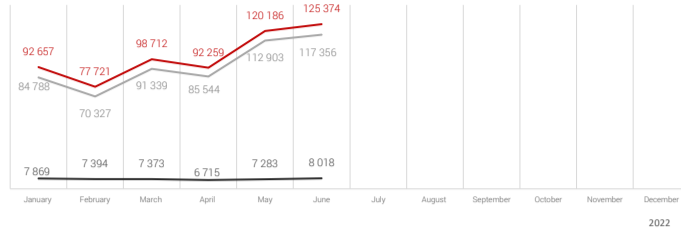
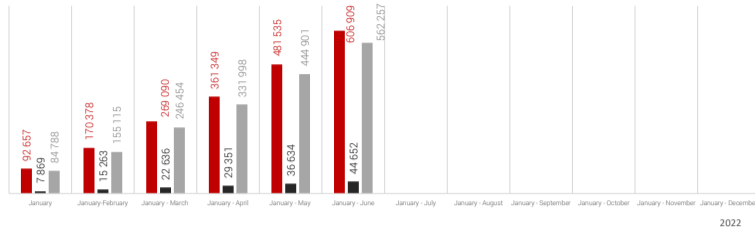
cumulation

	2022	2021	Change	%
Production	606 909	663 015	-56 106	-8,5%
Domestic sales	44 652	53 034	-8 382	-15,8%
Export	562 257	610 401	-48 144	-7,9%

June

month

	2022	2021	Change	%
Production	125 374	103 081	22 293	21,6%
Domestic sales	8 018	10 383	-2 365	-22,8%
Export	117 356	92 706	24 650	26,6%



		SKODA AUTO a.s.		Hyundai Motor Manufacturing Czech s.r.o.		Toyota Motor Manufacturing Czech Republic, s.r.o. (MOTOR MANUFACTURING CZECH)							
		2022	2021	2022	2021	2022	2021						
Production	January-June	351 006	420 838	-69 832	-16,6%	166 800	142 400	24 400	17,1%	89 103	99 777	-10 674	-10,7%
	June	71 351	55 652	15 699	28,2%	31 999	26 100	5 899	22,6%	22 024	21 329	695	3,3%
	Domestic sales	January-June	35 469	44 033	-8 564	-19,4%	8 083	8 393	-310	-3,7%	1 100	608	492
	June	6 163	8 414	-2 251	-26,8%	1 650	1 817	-167	-9,2%	205	152	53	34,9%
Export	January-June	315 537	377 225	-61 688	-16,4%	158 717	134 007	24 710	18,4%	88 003	99 169	-11 166	-11,3%
	June	65 188	47 246	17 942	38,0%	30 349	24 283	6 066	25,0%	21 819	21 177	642	3,0%



Buses

categories M2 and M3

January-June

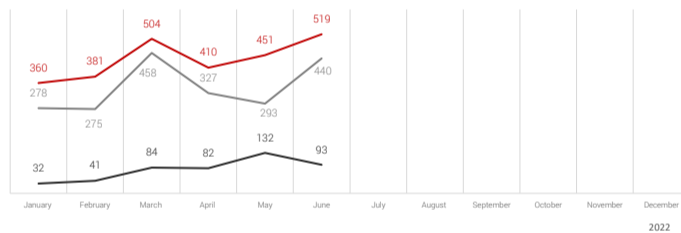
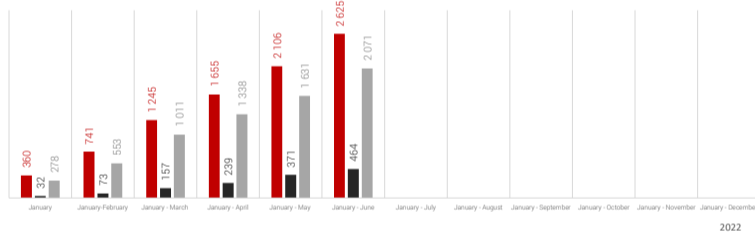
cumulation

	2022	2021	Change	%
Production	2 625	2 327	298	12,8%
Domestic sales	464	337	127	37,7%
Export	2 071	1 959	112	5,7%

June

month

	2022	2021	Change	%
Production	519	517	2	0,4%
Domestic sales	93	75	18	24,0%
Export	440	501	-61	-12,2%



		Iveco Czech Republic, a.s.		SOR Libchavy spol. s r.o.		KHMC s.r.o.							
		2022	2021	2022	2021	2022	2021						
Production	January-June	2 326	2 113	213	10,1%	274	205	69	33,7%	11	9	2	22,2%
	June	446	447	-1	-0,2%	69	67	2	3,0%	4	3	1	33,3%
	Domestic sales	January-June	265	186	79	10,1%	199	131	68	51,9%	0	0	0
	June	52	49	3	6,1%	41	26	15	57,7%	0	0	0	0,0%
Export	January-June	1 985	1 876	109	5,8%	75	74	1	1,4%	11	9	2	22,2%
	June	408	457	-49	-10,7%	28	41	-13	-31,7%	4	3	1	33,3%

		SKODA ELECTRIC a.s.		
		2022	2021	
Production	2022	14	14	n/a
	2021	n/a	n/a	n/a
Domestic sales	2022	0	0	n/a
	2021	n/a	n/a	n/a
Export	2022	0	0	n/a
	2021	n/a	n/a	n/a



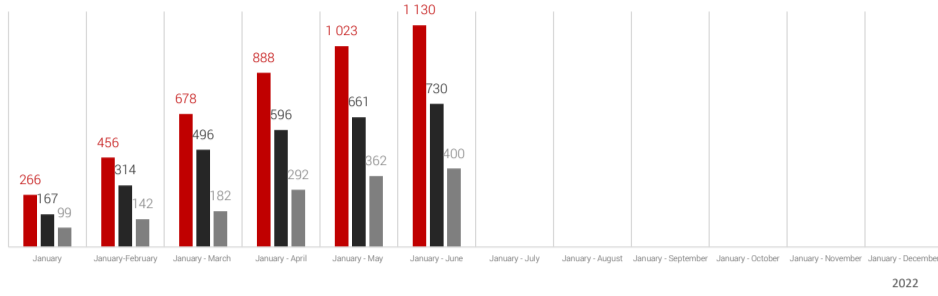
Motorcycles

category L

January-June

cumulation

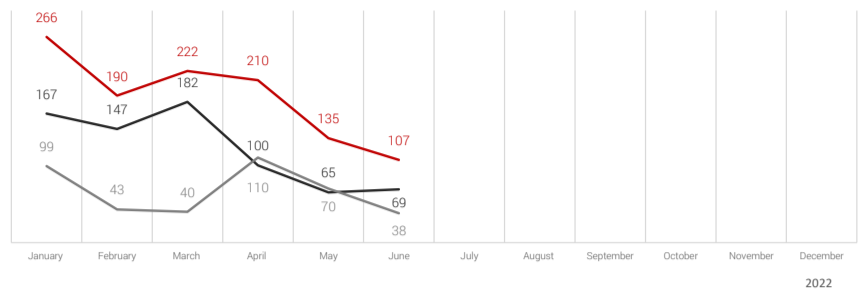
Production	2022	1 130	572	102,5%
	2021	558		
Domestic sales	2022	730	273	59,7%
	2021	457		
Export	2022	400	299	296,0%
	2021	101		



June

month

Production	2022	107	26	32,1%
	2021	81		
Domestic sales	2022	69	-7	-9,2%
	2021	76		
Export	2022	38	33	660,0%
	2021	5		



JAWA Moto spol. s r.o.



Production	January-June	2022	1 130	572	102,5%
	2021	558			
	June	2022	107	26	32,1%
	2021	81			

Domestic sales	January-June	2022	730	273	59,7%
	2021	457			
	June	2022	69	-7	-9,2%
	2021	76			

Export	January-June	2022	400	299	296,0%
	2021	101			
	June	2022	38	33	660,0%
	2021	5			



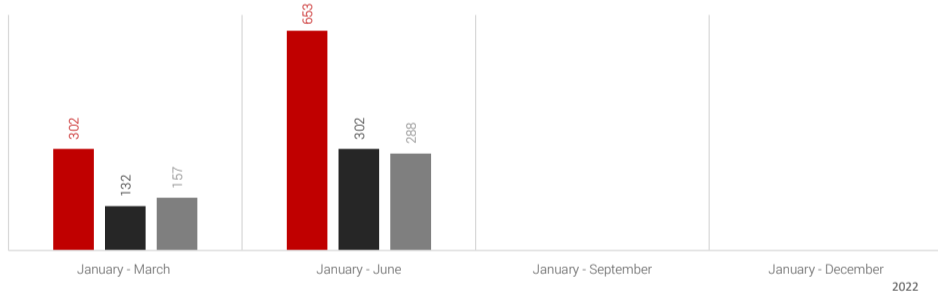
Commercial vehicles

categories N2 and N3

January-June

cumulation

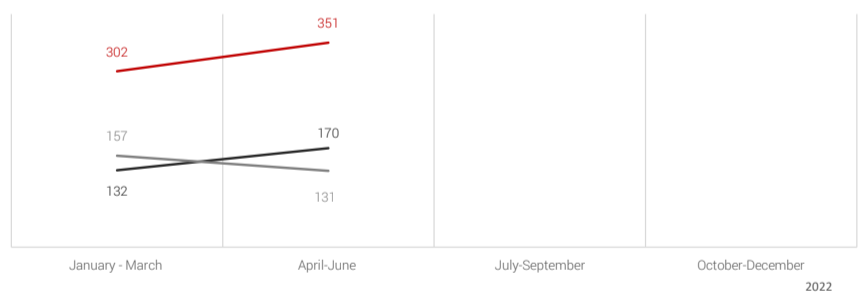
Production	2022	653	115	21,4%
	2021	538		
Domestic sales	2022	302	143	89,9%
	2021	159		
Export	2022	288	-85	-22,8%
	2021	373		



April-June

quarter

Production	2022	351	54	18,2%
	2021	297		
Domestic sales	2022	170	96	129,7%
	2021	74		
Export	2022	131	-92	-41,3%
	2021	223		



TATRA TRUCKS a.s.



Production	January-June	2022	653	115	21,4%
	2021	538			
	April-June	2022	351	54	18,2%
	2021	297			

Domestic sales	January-June	2022	302	143	89,9%
	2021	159			
	April-June	2022	170	96	129,7%
	2021	74			

Export	January-June	2022	288	-85	-22,8%
	2021	373			
	April-June	2022	131	-92	-41,3%
	2021	223			



Trailers up to 3,5 t

categories O1 and O2

January-June

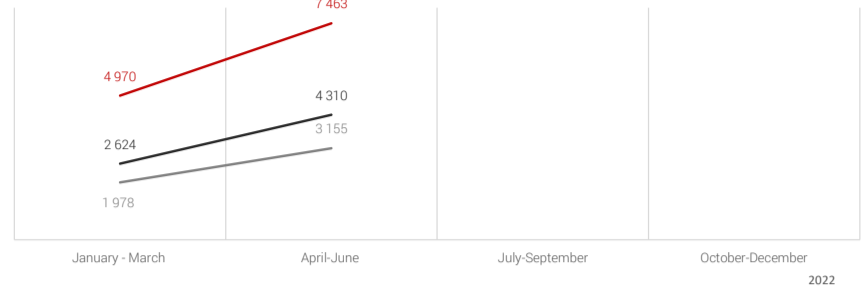
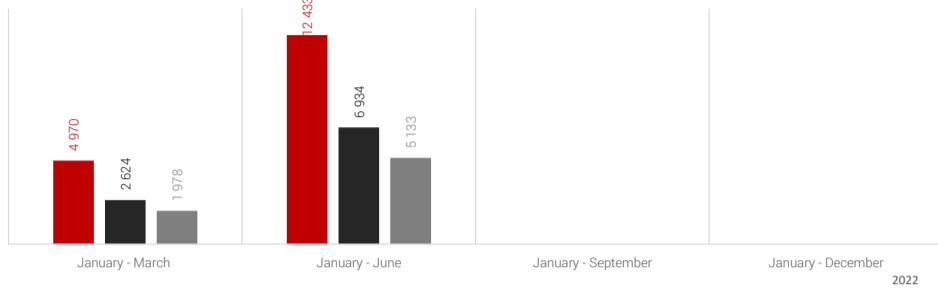
cumulation

Production	2022	12 433	-3 513	-22,0%
	2021	15 946		
Domestic sales	2022	6 934	-3 140	-31,2%
	2021	10 074		
Export	2022	5 133	-482	-8,6%
	2021	5 615		

April-June

quarter

Production	2022	7 463	-3 079	-29,2%
	2021	10 542		
Domestic sales	2022	4 310	-3 041	-41,4%
	2021	7 351		
Export	2022	3 155	-190	-5,7%
	2021	3 345		



AGADOS, spol. s r.o.



Production	January-June	2022	12 433	-3 513	-22,0%
	2021	15 946			
	April-June	2022	7 463	-3 079	-29,2%
	2021	10 542			
Domestic sales	January-June	2022	6 934	-3 140	-31,2%
	2021	10 074			
	April-June	2022	4 310	-3 041	-41,4%
	2021	7 351			
Export	January-June	2022	5 133	-482	-8,6%
	2021	5 615			
	April-June	2022	3 155	-190	-5,7%
	2021	3 345			



Trailers over 3,5 t

categories O3 and O4

January-June

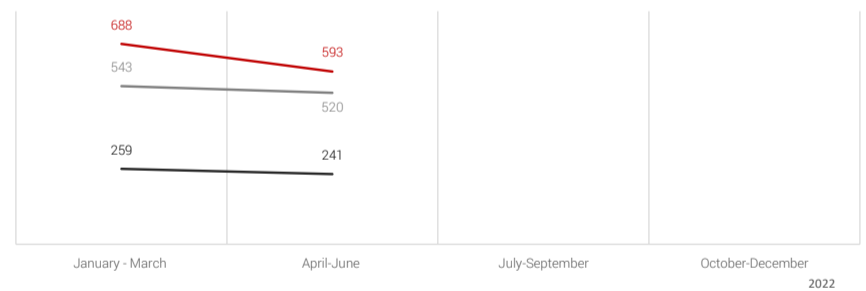
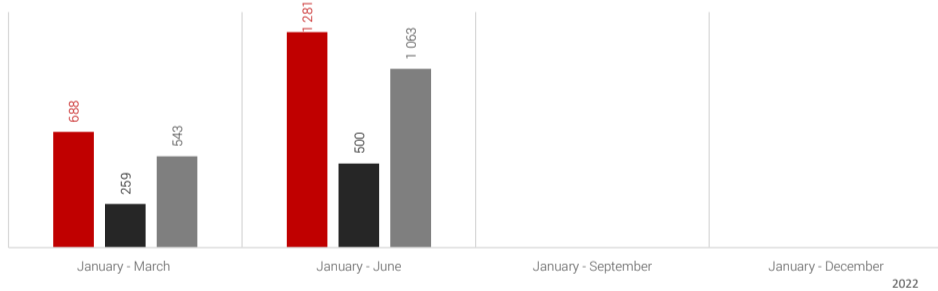
cumulation

Production	2022	1 281	128	11,1%
	2021	1 153		
Domestic sales	2022	500	-70	-12,3%
	2021	570		
Export	2022	1 063	35	3,4%
	2021	1 028		

April-June

quarter

Production	2022	593	13	2,2%
	2021	580		
Domestic sales	2022	241	-118	-32,9%
	2021	359		
Export	2022	520	-415	-44,4%
	2021	935		



Schwarz Müller s.r.o.



Production	January-June	2022	1 159	224	24,0%
	2021	935			
	April-June	2022	582	109	23,0%
	2021	473			
Domestic sales	January-June	2022	410	31	8,2%
	2021	379			
	April-June	2022	228	-7	-3,0%
	2021	235			
Export	January-June	2022	1 048	47	4,7%
	2021	1 001			
	April-June	2022	527	-391	-42,6%
	2021	918			

PANAV, a.s.



Production	January-June	2022	122	-96	-44,0%
	2021	218			
	April-June	2022	11	-96	-89,7%
	2021	107			
Domestic sales	January-June	2022	90	-101	-52,9%
	2021	191			
	April-June	2022	13	-111	-89,5%
	2021	124			
Export	January-June	2022	15	-12	-44,4%
	2021	27			
	April-June	2022	-7	-24	-141,2%
	2021	17			



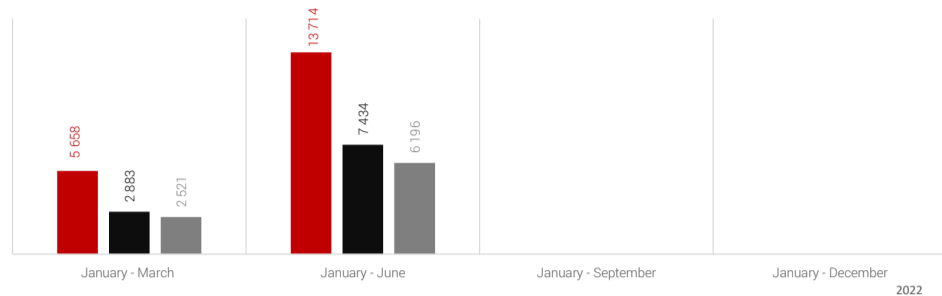
TOTAL Trailers

categories O1, O2, O3 and O4

January-June

cumulation

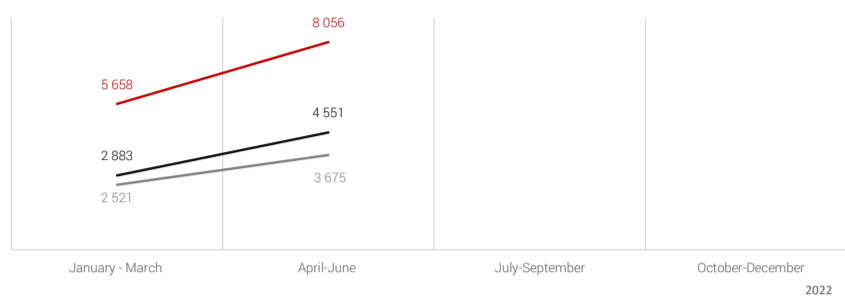
Production	2022	13 714	-3 385	-19,8%
	2021	17 099		
Domestic sales	2022	7 434	-3 210	-30,2%
	2021	10 644		
Export	2022	6 196	-447	-6,7%
	2021	6 643		



April-June

quarter

Production	2022	8 056	-3 066	-27,6%
	2021	11 122		
Domestic sales	2022	4 551	-3 159	-41,0%
	2021	7 710		
Export	2022	3 675	-605	-14,1%
	2021	4 280		



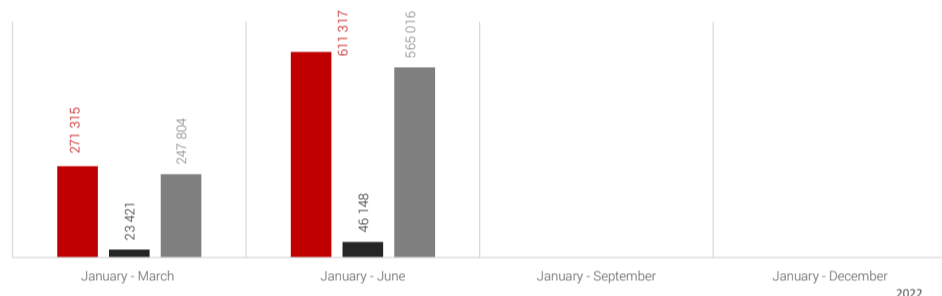
TOTAL Motor vehicles

categories M1, M2, M3, N2, N3 and L

January-June

cumulation

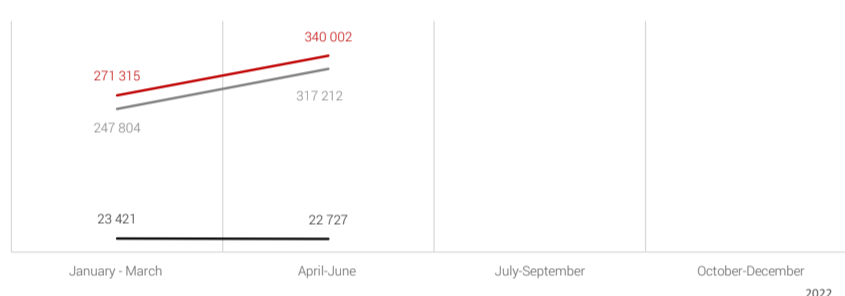
Production	2022	611 317	-55 121	-8,3%
	2021	666 438		
Domestic sales	2022	46 148	-7 839	-14,5%
	2021	53 987		
Export	2022	565 016	-47 818	-7,8%
	2021	612 834		



April-June

quarter

Production	2022	340 002	7 084	2,1%
	2021	332 918		
Domestic sales	2022	22 727	-6 971	-23,5%
	2021	29 698		
Export	2022	317 212	13 912	4,6%
	2021	303 300		



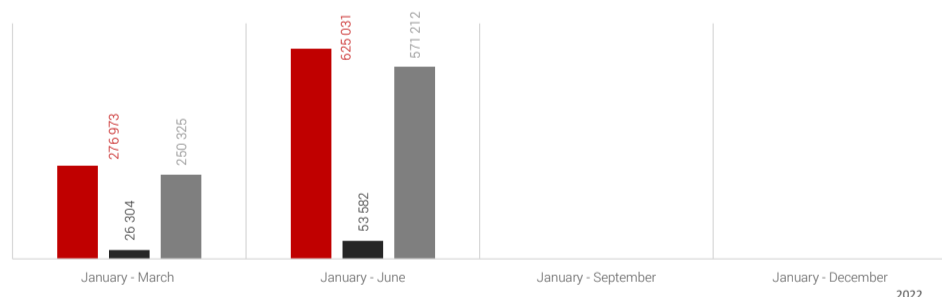
TOTAL Road vehicles

categories M1, M2, M3, N2, N3, L, O1, O2, O3 and O4

January-June

cumulation

Production	2022	625 031	-58 506	-8,6%
	2021	683 537		
Domestic sales	2022	53 582	-11 049	-17,1%
	2021	64 631		
Export	2022	571 212	-48 265	-7,8%
	2021	619 477		



April-June

quarter

Production	2022	348 058	4 018	1,2%
	2021	344 040		
Domestic sales	2022	27 278	-10 130	-27,1%
	2021	37 408		
Export	2022	320 887	13 307	4,3%
	2021	307 580		

