

Vehicle production

in the Czech Republic

July 2022



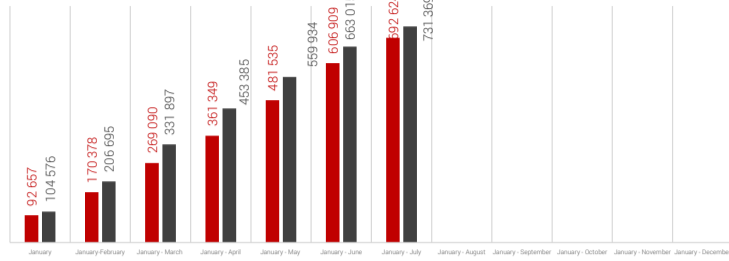
Passenger cars

category M1

January-July

cumulation

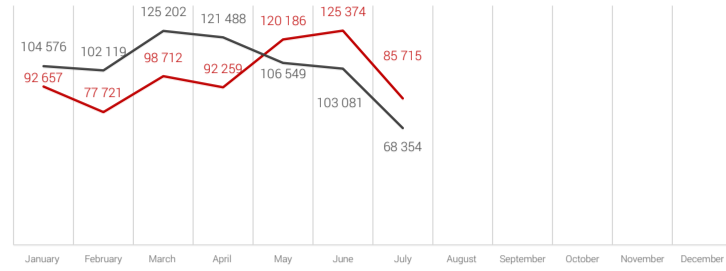
2022	692 624	-38 745	-5,3%
2021	731 369		



July

month

2022	85 715	17 361	25,4%
2021	68 354		



ŠKODA AUTO a.s.



January-July	2022	389 186	-75 610	-16,3%
	2021	464 796		
July	2022	38 180	-5 778	-13,1%
	2021	43 958		

Hyundai Motor Manufacturing Czech s.r.o.



January-July	2022	187 000	27 100	16,9%
	2021	159 900		
July	2022	20 200	2 700	15,4%
	2021	17 500		

Toyota Motor Manufacturing Czech Republic, s.r.o.



January-July	2022	116 438	9 765	9,2%
	2021	106 673		
July	2022	27 335	20 439	296,4%
	2021	6 896		



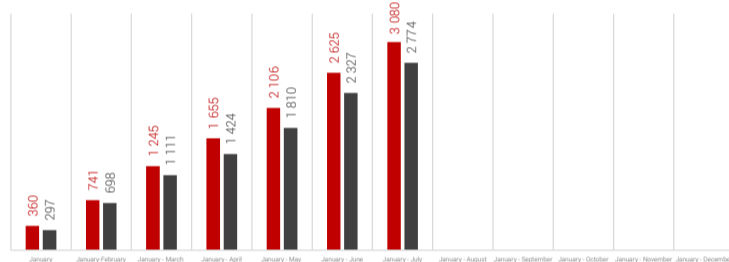
Buses

categories M2 and M3

January-July

cumulation

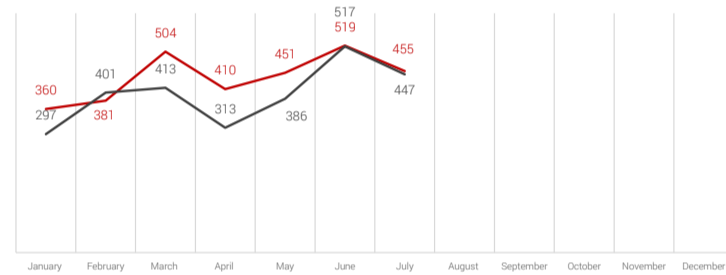
2022	3 080	306	11,0%
2021	2 774		



July

month

2022	455	8	1,8%
2021	447		



Iveco Czech Republic, a.s.



January-July	2022	2 728	180	7,1%
	2021	2 548		
July	2022	402	-33	-7,6%
	2021	435		

SOR Libchavy spol. s r.o.



January-July	2022	326	113	53,1%
	2021	213		
July	2022	52	44	550,0%
	2021	8		

KHMC s.r.o.



January-July	2022	12	-1	-7,7%
	2021	13		
July	2022	1	-3	-75,0%
	2021	4		

ŠKODA ELECTRIC a.s.



January-July	2022	14	14	n/a
	2021	n/a		
July	2022	0	0	n/a
	2021	n/a		



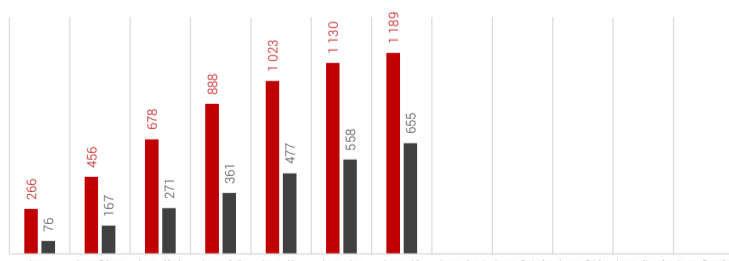
Motorcycles

category L

January-July

cumulation

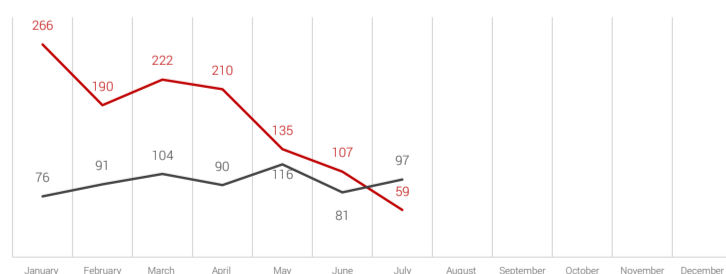
2022	1 189	534	81,5%
2021	655		



July

month

2022	59	-38	-39,2%
2021	97		



JAWA Moto spol. s r.o.



January-July	2022	1 189	534	81,5%
	2021	655		
July	2022	59	-38	-39,2%
	2021	97		