

Vehicle production

in the Czech Republic

August 2022



SDRUŽENÍ
AUTOMOBILOVÉHO
PRŮMYSLU



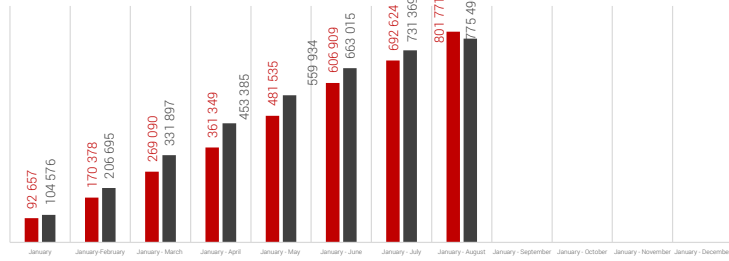
Passenger cars

category M1

January-August

cumulation

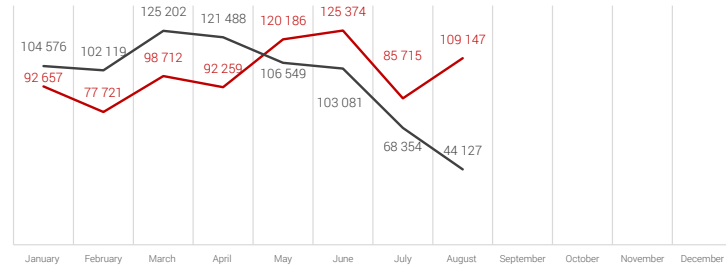
2022	801 774	26 278	3,4%
2021	775 496		



August

month

2022	109 150	65 023	147,4%
2021	44 127		



ŠKODA AUTO a.s.



January-August	2022	452 907	-33 516	-6,9%
	2021	486 423		
August	2022	63 721	42 094	194,6%
	2021	21 627		

Hyundai Motor
Manufacturing Czech s.r.o.



January-August	2022	213 600	31 200	17,1%
	2021	182 400		
August	2022	26 600	4 100	18,2%
	2021	22 500		

Toyota Motor
Manufacturing Czech Republic, s.r.o.



January-August	2022	135 267	28 594	26,8%
	2021	106 673		
August	2022	18 829	18 829	n/a
	2021	0		



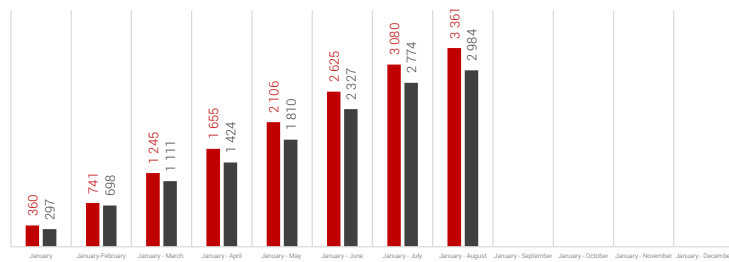
Buses

categories M2 and M3

January-August

cumulation

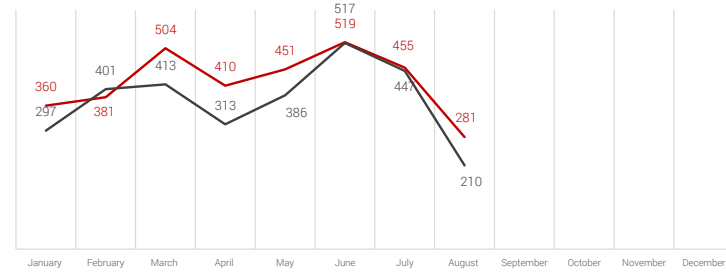
2022	3 361	377	12,6%
2021	2 984		



August

month

2022	281	71	33,8%
2021	210		



Iveco Czech Republic, a.s.



January-August	2022	2 996	258	9,4%
	2021	2 738		
August	2022	268	78	41,1%
	2021	190		

SOR Libchavy spol. s r.o.



January-August	2022	338	105	45,1%
	2021	233		
August	2022	12	-8	-40,0%
	2021	20		

KHMC s.r.o.



January-August	2022	13	0	0,0%
	2021	13		
August	2022	1	1	n/a
	2021	0		

ŠKODA ELECTRIC a.s.



January-August	2022	14	14	n/a
	2021	n/a		
August	2022	0	0	n/a
	2021	n/a		



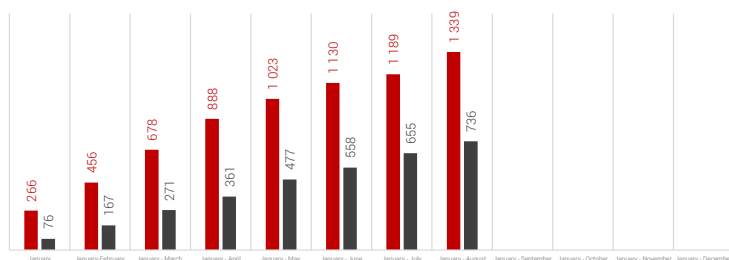
Motorcycles

category L

January-August

cumulation

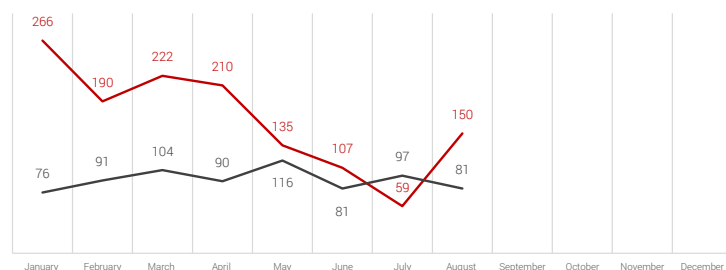
2022	1 339	603	81,9%
2021	736		



August

month

2022	150	69	85,2%
2021	81		



JAWA Moto spol. s r.o.



January-August	2022	1 339	603	81,9%
	2021	736		
August	2022	150	69	85,2%
	2021	81		