

Vehicle production, domestic sales and export December 2022

in the Czech Republic



Passenger cars

category M1

January-December

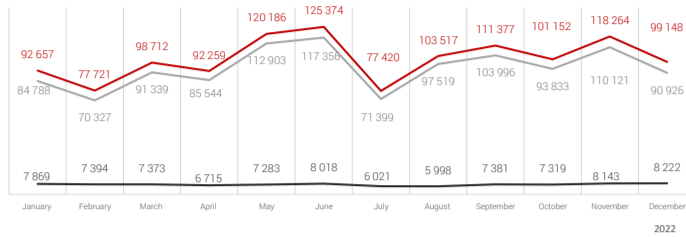
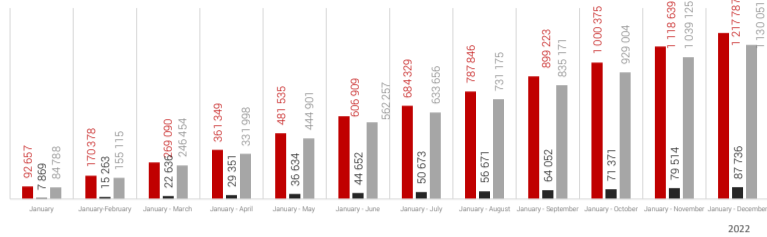
cumulation

Production	2022	1 217 787	112 564	10,2%
	2021	1 105 223		
Domestic sales	2022	87 736	-9 376	-9,7%
	2021	97 112		
Export	2022	1 130 051	121 505	12,0%
	2021	1 008 546		

December

month

Production	2022	99 148	17 697	21,7%
	2021	81 451		
Domestic sales	2022	8 222	139	1,7%
	2021	8 083		
Export	2022	90 926	17 558	23,9%
	2021	73 368		



ŠKODA AUTO a.s.



Production	January-December	2022	693 032	12 745	1,9%
	2021	680 287			
December	2022	56 978	7 008	14,0%	
	2021	49 970			
Domestic sales	January-December	2022	71 152	-8 776	-11,0%
	2021	79 928			
December	2022	7 021	319	4,8%	
	2021	6 702			
Export	January-December	2022	621 880	21 086	3,5%
	2021	600 794			
December	2022	49 957	6 689	15,5%	
	2021	43 268			

Hyundai Motor Manufacturing Czech s.r.o.



Production	January-December	2022	322 500	47 500	17,3%
	2021	275 000			
December	2022	25 600	7 600	42,2%	
	2021	18 000			
Domestic sales	January-December	2022	14 257	-1 743	-10,9%
	2021	16 000			
December	2022	909	-416	-31,4%	
	2021	1 325			
Export	January-December	2022	308 243	49 243	19,0%
	2021	259 000			
December	2022	24 691	8 016	48,1%	
	2021	16 675			

Toyota Motor Manufacturing Czech Republic, s.r.o.



Production	January-December	2022	202 255	52 319	34,9%
	2021	149 936			
December	2022	16 570	3 089	22,9%	
	2021	13 481			
Domestic sales	January-December	2022	2 327	1 143	96,5%
	2021	1 184			
December	2022	292	236	421,4%	
	2021	56			
Export	January-December	2022	199 928	51 176	34,4%
	2021	148 752			
December	2022	16 278	2 853	21,3%	
	2021	13 425			



Buses

categories M2 and M3

January-December

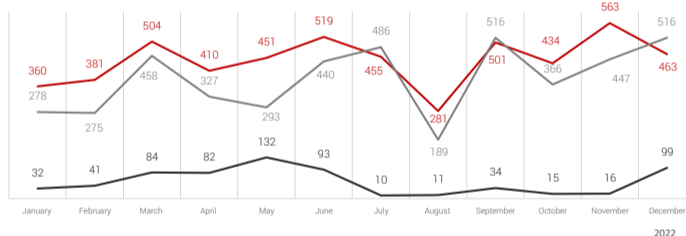
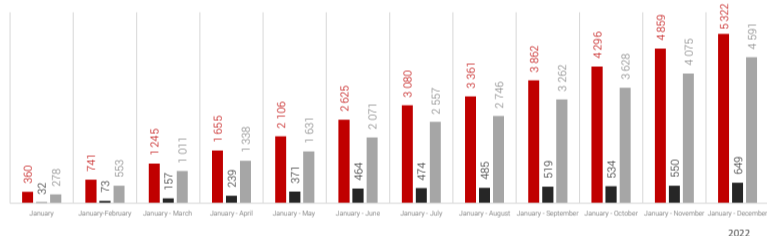
cumulation

Production	2022	5 322	375	7,6%
	2021	4 947		
Domestic sales	2022	649	-38	-5,5%
	2021	687		
Export	2022	4 591	-2	0,0%
	2021	4 593		

December

month

Production	2022	463	-181	-28,1%
	2021	644		
Domestic sales	2022	99	-91	-47,9%
	2021	190		
Export	2022	516	-48	-8,5%
	2021	564		



Iveco Czech Republic, a.s.



Production	January-December	2022	4 766	401	9,2%
	2021	4 365			
December	2022	397	-114	-22,3%	
	2021	511			
Domestic sales	January-December	2022	393	-35	9,2%
	2021	428			
December	2022	58	-61	-51,3%	
	2021	119			
Export	January-December	2022	4 304	51	1,2%
	2021	4 253			
December	2022	490	-16	-3,2%	
	2021	506			

SOR Libchavy spol. s r.o.



Production	January-December	2022	520	-32	-5,8%
	2021	552			
December	2022	65	-61	-48,4%	
	2021	126			
Domestic sales	January-December	2022	255	19	8,1%
	2021	236			
December	2022	40	-31	100,0%	
	2021	71			
Export	January-December	2022	265	-51	-16,1%
	2021	316			
December	2022	25	-30	-54,5%	
	2021	55			

KHMC s.r.o.



Production	January-December	2022	22	-2	-8,3%
	2021	24			
December	2022	1	-2	-66,7%	
	2021	3			
Domestic sales	January-December	2022	0	0	0,0%
	2021	0			
December	2022	0	0	0,0%	
	2021	0			
Export	January-December	2022	22	-2	-8,3%
	2021	24			
December	2022	1	-2	-66,7%	
	2021	3			

ŠKODA ELECTRIC a.s.



Production	2022	14	8	133,3%
	2021	6		
December	2022	0	-4	-100,0%
	2021	4		
Domestic sales	2022	1	-22	-95,7%
	2021	23		
December	2022	1	1	100,0%
	2021	0		
Export	2022	0	0	n/a
	2021	0		
December	2022	0	0	n/a
	2021	0		



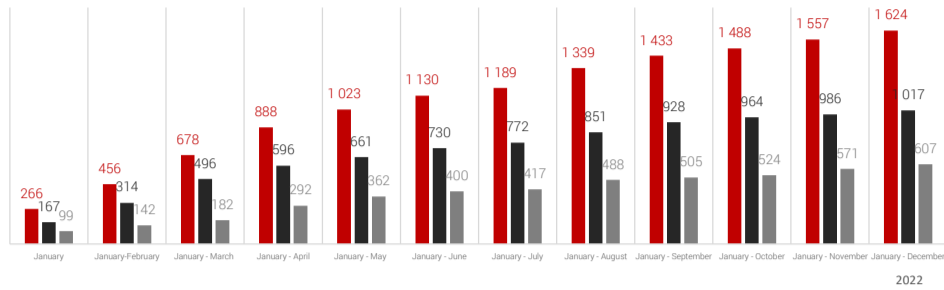
Motorcycles

category L

January-December

cumulation

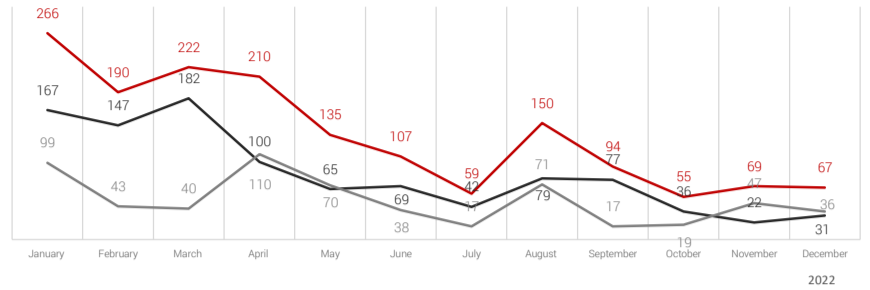
Production	2022	1 624	589	56,9%
	2021	1 035		
Domestic sales	2022	1 017	226	28,6%
	2021	791		
Export	2022	607	363	148,8%
	2021	244		



December

month

Production	2022	67	6	9,8%
	2021	61		
Domestic sales	2022	31	14	82,4%
	2021	17		
Export	2022	36	-8	-18,2%
	2021	44		



JAWA Moto spol. s r.o.



Production	January-December	2022	1 624	589	56,9%
	2021	1 035			
	December	2022	67	6	9,8%
	2021	61			

Domestic sales	January-December	2022	1 017	226	28,6%
	2021	791			
	December	2022	31	14	82,4%
	2021	17			

Export	January-December	2022	607	363	148,8%
	2021	244			
	December	2022	36	-8	-18,2%
	2021	44			



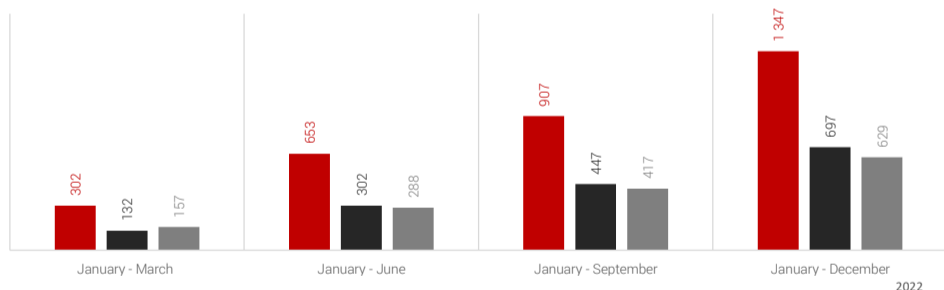
Commercial vehicles

categories N2 and N3

January-December

cumulation

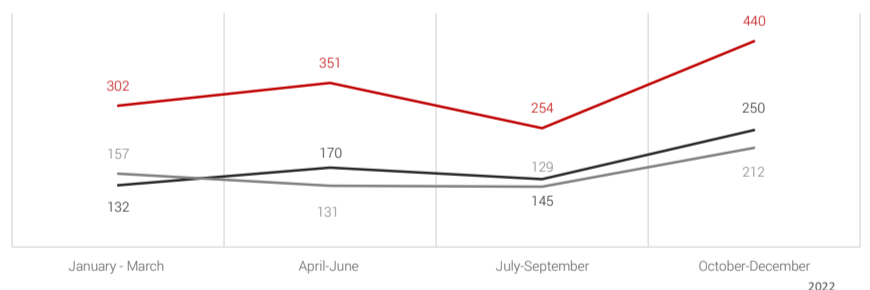
Production	2022	1 347	85	6,7%
	2021	1 262		
Domestic sales	2022	697	211	43,4%
	2021	486		
Export	2022	629	-162	-20,5%
	2021	791		



October-December

quarter

Production	2022	440	53	13,7%
	2021	387		
Domestic sales	2022	250	12	5,0%
	2021	238		
Export	2022	212	65	44,2%
	2021	147		



TATRA TRUCKS a.s.



Production	January-December	2022	1 347	85	6,7%
	2021	1 262			
	October-December	2022	440	53	13,7%
	2021	387			

Domestic sales	January-December	2022	697	211	43,4%
	2021	486			
	October-December	2022	250	12	5,0%
	2021	238			

Export	January-December	2022	629	-162	-20,5%
	2021	791			
	October-December	2022	212	65	44,2%
	2021	147			



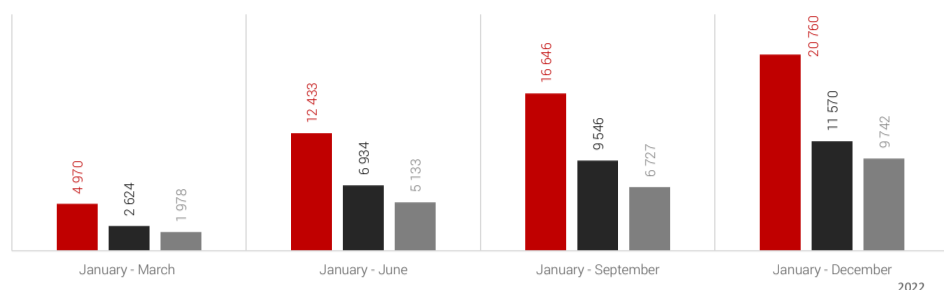
Trailers up to 3,5 t

categories O1 and O2

January-December

cumulation

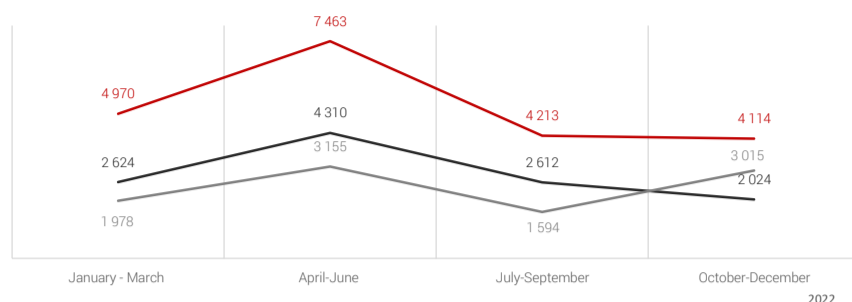
Production	2022	20 760	-6 275	-23,2%
	2021	27 035		
Domestic sales	2022	11 570	-4 965	-30,0%
	2021	16 535		
Export	2022	9 742	-359	-3,6%
	2021	10 101		



October-December

quarter

Production	2022	4 114	-260	-5,9%
	2021	4 374		
Domestic sales	2022	2 024	-473	-18,9%
	2021	2 497		
Export	2022	3 015	1 118	58,9%
	2021	1 897		



AGADOS, spol. s r.o.



Production

January-December	2022	20 760	-6 275	-23,2%
	2021	27 035		
October-December	2022	4 114	-260	-5,9%
	2021	4 374		

Domestic sales

January-December	2022	11 570	-4 965	-30,0%
	2021	16 535		
October-December	2022	2 024	-473	-18,9%
	2021	2 497		

Export

January-December	2022	9 742	-359	-3,6%
	2021	10 101		
October-December	2022	3 015	1 118	58,9%
	2021	1 897		



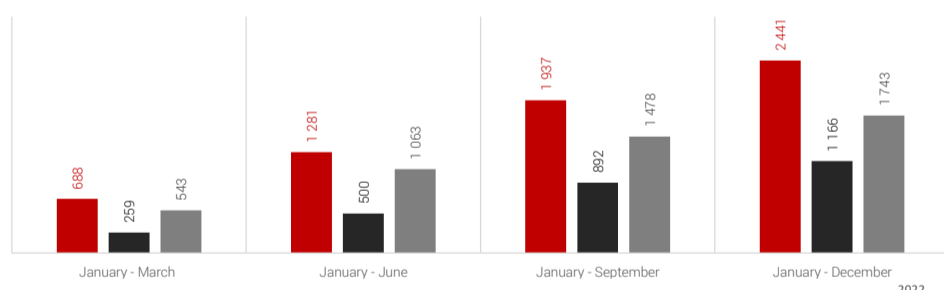
Trailers over 3,5 t

categories O3 and O4

January-December

cumulation

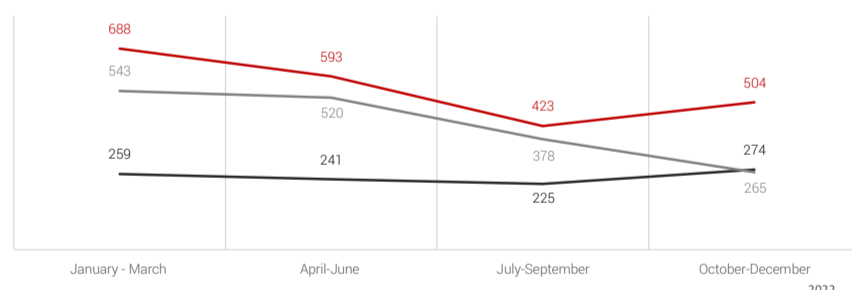
Production	2022	2 441	245	11,2%
	2021	2 196		
Domestic sales	2022	1 166	29	2,6%
	2021	1 137		
Export	2022	1 743	286	19,6%
	2021	1 457		



October-December

quarter

Production	2022	504	-43	-7,9%
	2021	547		
Domestic sales	2022	274	-66	-19,4%
	2021	340		
Export	2022	265	11	4,3%
	2021	254		



Schwarz Müller s.r.o.



PANAV, a.s.



Production

January-December	2022	1 966	182	10,2%
	2021	1 784		
October-December	2022	368	-93	-20,2%
	2021	461		

January-December	2022	475	63	15,3%
	2021	412		
October-December	2022	136	50	58,1%
	2021	86		

Domestic sales

January-December	2022	776	0	0,0%
	2021	776		
October-December	2022	159	-87	-35,4%
	2021	246		

January-December	2022	390	29	8,0%
	2021	361		
October-December	2022	115	21	22,3%
	2021	94		

Export

January-December	2022	1 665	268	19,2%
	2021	1 397		
October-December	2022	248	12	5,1%
	2021	236		

January-December	2022	78	18	30,0%
	2021	60		
October-December	2022	17	-1	-5,6%
	2021	18		

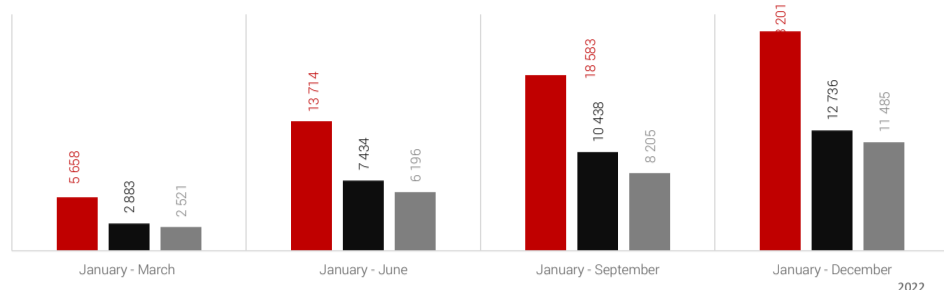
TOTAL Trailers

categories O1, O2, O3 and O4

January-December

cumulation

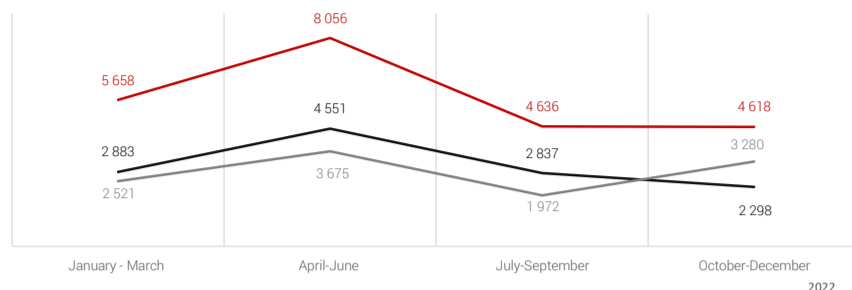
Production	2022	23 201	-6 030	-20,6%
	2021	29 231		
Domestic sales	2022	12 736	-4 936	-27,9%
	2021	17 672		
Export	2022	11 485	-73	-0,6%
	2021	11 558		



October-December

quarter

Production	2022	4 618	-303	-6,2%
	2021	4 921		
Domestic sales	2022	2 298	-539	-19,0%
	2021	2 837		
Export	2022	3 280	1 129	52,5%
	2021	2 151		



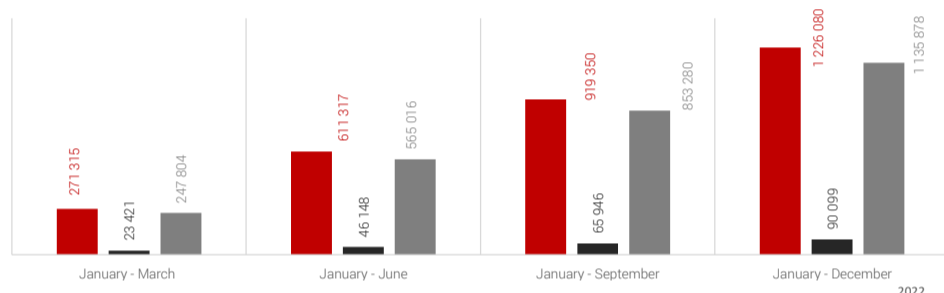
TOTAL Motor vehicles

categories M1, M2, M3, N2, N3 and L

January-December

cumulation

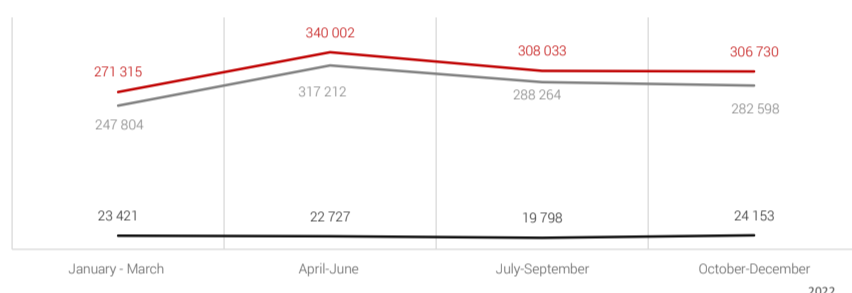
Production	2022	1 226 080	113 613	10,2%
	2021	1 112 467		
Domestic sales	2022	90 099	-8 977	-9,1%
	2021	99 076		
Export	2022	1 135 878	121 704	12,0%
	2021	1 014 174		



October-December

quarter

Production	2022	306 730	31 077	11,3%
	2021	275 653		
Domestic sales	2022	24 153	2 252	10,3%
	2021	21 901		
Export	2022	282 598	28 609	11,3%
	2021	253 989		



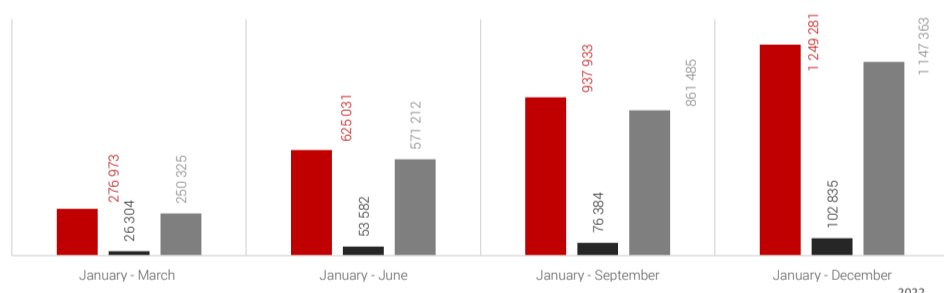
TOTAL Road vehicles

categories M1, M2, M3, N2, N3, L, O1, O2, O3 and O4

January-December

cumulation

Production	2022	1 249 281	107 583	9,4%
	2021	1 141 698		
Domestic sales	2022	102 835	-13 913	-11,9%
	2021	116 748		
Export	2022	1 147 363	121 631	11,9%
	2021	1 025 732		



October-December

quarter

Production	2022	311 348	30 774	11,0%
	2021	280 574		
Domestic sales	2022	26 451	1 713	6,9%
	2021	24 738		
Export	2022	285 878	29 738	11,6%
	2021	256 140		

