

Vehicle production, domestic sales and export

September 2022



in the Czech Republic



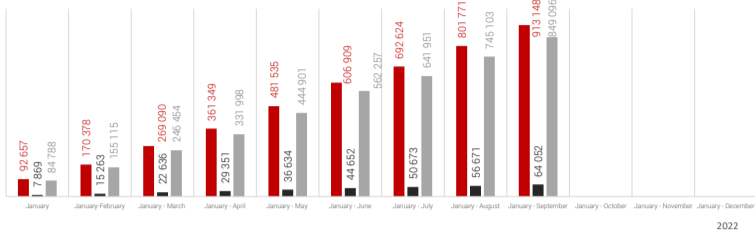
Passenger cars

category M1

January-September

cumulation

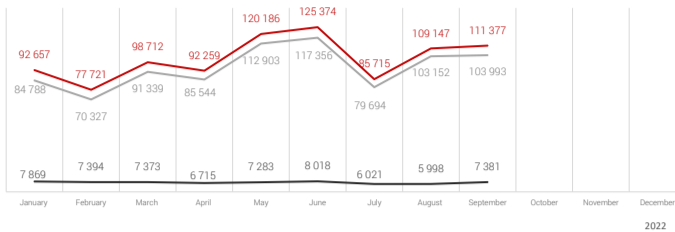
Production	2022	913 148	81 495	9,8%
	2021	831 653		
Domestic sales	2022	64 052	-11 816	-15,6%
	2021	75 868		
Export	2022	849 096	92 887	12,3%
	2021	756 209		



September

month

Production	2022	111 374	55 217	98,3%
	2021	56 157		
Domestic sales	2022	7 381	381	5,4%
	2021	7 000		
Export	2022	103 993	54 836	111,6%
	2021	49 157		



	ŠKODA AUTO a.s.	Hyundai Motor Manufacturing Czech s.r.o.	Toyota Motor Manufacturing Czech Republic, s.r.o.	
Production	January-September 2022	513 508	-801	-0,2%
	2021	514 309		
	September 2022	60 601	32 715	117,3%
September 2021	27 886			
	Domestic sales	January-September 2022	51 191	-11 766
2021		62 957		
September 2022		6 312	420	7,1%
September 2021	5 892			
	Export	January-September 2022	462 317	10 541
2021		451 776		
September 2022		54 289	32 295	146,8%
September 2021	21 994			



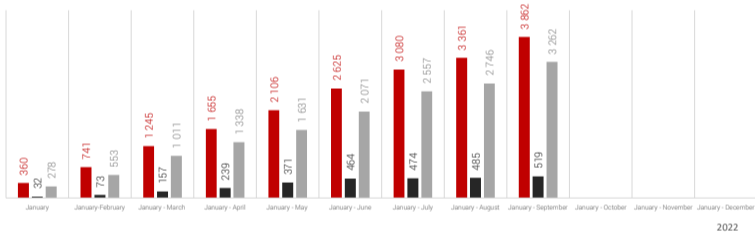
Buses

categories M2 and M3

January-September

cumulation

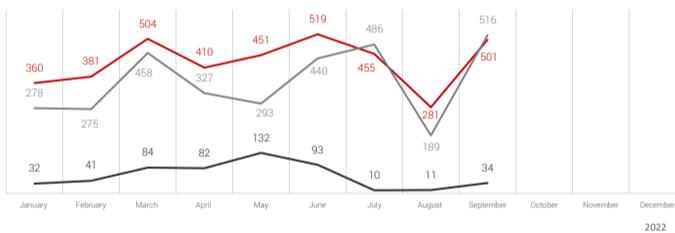
Production	2022	3 862	387	11,1%
	2021	3 475		
Domestic sales	2022	519	118	29,4%
	2021	401		
Export	2022	3 262	83	2,6%
	2021	3 179		



September

month

Production	2022	501	10	2,0%
	2021	491		
Domestic sales	2022	34	19	126,7%
	2021	15		
Export	2022	516	-9	-1,7%
	2021	525		



	Iveco Czech Republic, a.s.	SOR Libchavy spol. s r.o.	KHMC s.r.o.	
Production	January-September 2022	3 477	320	10,1%
	2021	3 157		
	September 2022	481	62	14,8%
September 2021	419			
	Domestic sales	January-September 2022	317	79
2021		238		
September 2022		32	19	146,2%
September 2021	13			
	Export	January-September 2022	3 093	91
2021		3 002		
September 2022		498	45	9,9%
September 2021	453			

	ŠKODA ELECTRIC a.s.			
Production	2022	14	14	n/a
	2021	n/a		
September 2022	0	0	n/a	
	2021	n/a		
Domestic sales	2022	0	0	n/a
	2021	n/a		
September 2022	0	0	n/a	
	2021	n/a		
Export	2022	0	0	n/a
	2021	n/a		
September 2022	0	0	n/a	
	2021	n/a		



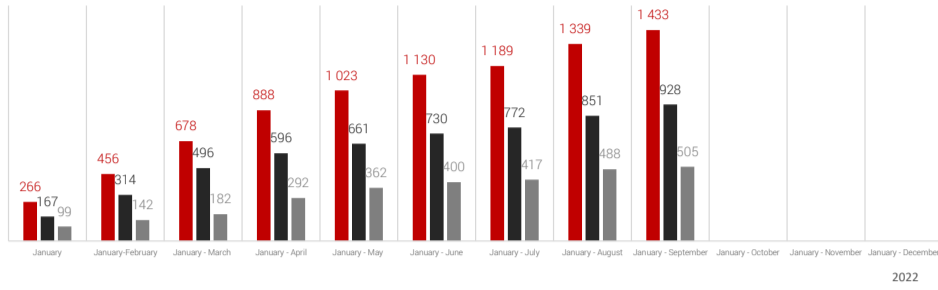
Motorcycles

category L

January-September

cumulation

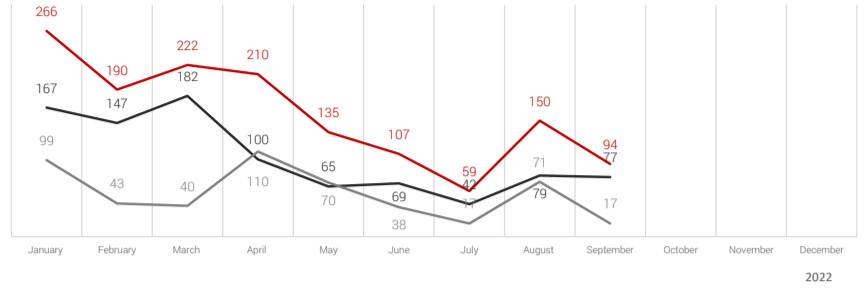
Production	2022	1 433		
	2021	811	622	76,7%
Domestic sales	2022	928		
	2021	658	270	41,0%
Export	2022	505		
	2021	153	352	230,1%



September

month

Production	2022	94		
	2021	75	19	25,3%
Domestic sales	2022	77		
	2021	56	21	37,5%
Export	2022	17		
	2021	19	-2	-10,5%



JAWA Moto spol. s r.o.



Production	January-September	2022	1 433	622	76,7%
		2021	811		
	September	2022	94	19	25,3%
		2021	75		

Domestic sales	January-September	2022	928	270	41,0%
		2021	658		
	September	2022	77	21	37,5%
		2021	56		

Export	January-September	2022	505	352	230,1%
		2021	153		
	September	2022	17	-2	-10,5%
		2021	19		



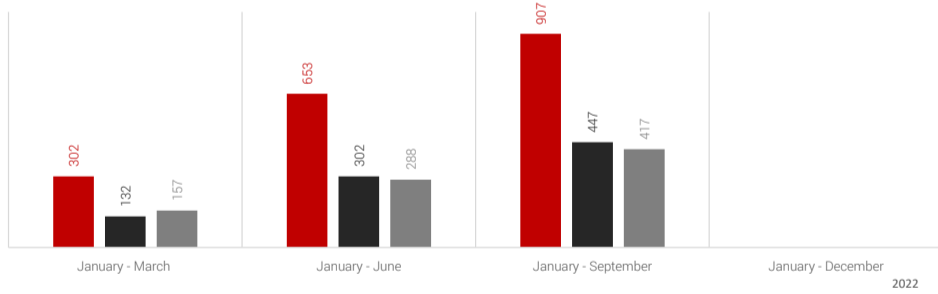
Commercial vehicles

categories N2 and N3

January-September

cumulation

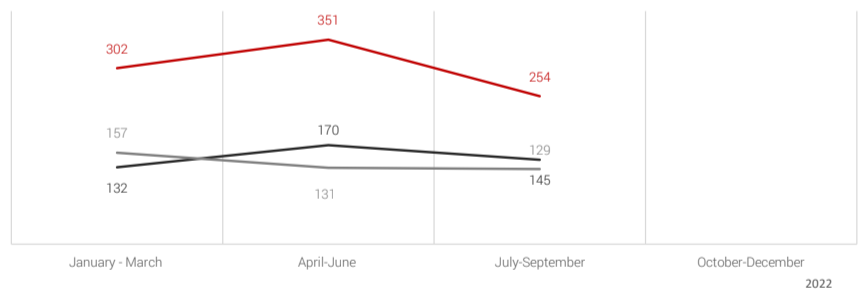
Production	2022	907		
	2021	875	32	3,7%
Domestic sales	2022	447		
	2021	248	199	80,2%
Export	2022	417		
	2021	644	-227	-35,2%



July-September

quarter

Production	2022	254		
	2021	337	-83	-24,6%
Domestic sales	2022	145		
	2021	89	56	62,9%
Export	2022	129		
	2021	271	-142	-52,4%



TATRA TRUCKS a.s.



Production	January-September	2022	907	32	3,7%
		2021	875		
	July-September	2022	254	-83	-24,6%
		2021	337		

Domestic sales	January-September	2022	447	199	80,2%
		2021	248		
	July-September	2022	145	56	62,9%
		2021	89		

Export	January-September	2022	417	-227	-35,2%
		2021	644		
	July-September	2022	129	-142	-52,4%
		2021	271		



Trailers up to 3,5 t

categories O1 and O2

January-September

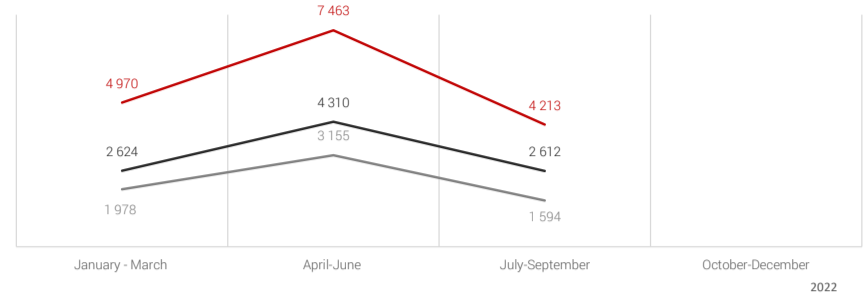
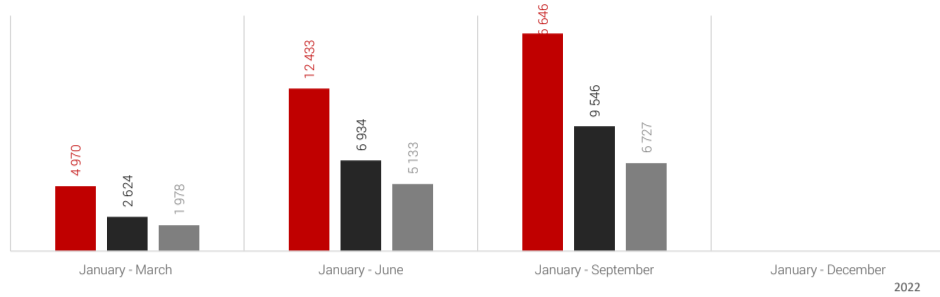
cumulation

Production	2022	16 646	-6 015	-26,5%
	2021	22 661		
Domestic sales	2022	9 546	-4 492	-32,0%
	2021	14 038		
Export	2022	6 727	-1 477	-18,0%
	2021	8 204		

July-September

quarter

Production	2022	4 213	-2 502	-37,3%
	2021	6 715		
Domestic sales	2022	2 612	-1 352	-34,1%
	2021	3 964		
Export	2022	1 594	-995	-38,4%
	2021	2 589		



AGADOS, spol. s r.o.



Production	January-September	2022	16 646	-6 015	-26,5%
	2021	22 661			
	July-September	2022	4 213	-2 502	-37,3%
	2021	6 715			

Domestic sales	January-September	2022	9 546	-4 492	-32,0%
	2021	14 038			
	July-September	2022	2 612	-1 352	-34,1%
	2021	3 964			

Export	January-September	2022	6 727	-1 477	-18,0%
	2021	8 204			
	July-September	2022	1 594	-995	-38,4%
	2021	2 589			



Trailers over 3,5 t

categories O3 and O4

January-September

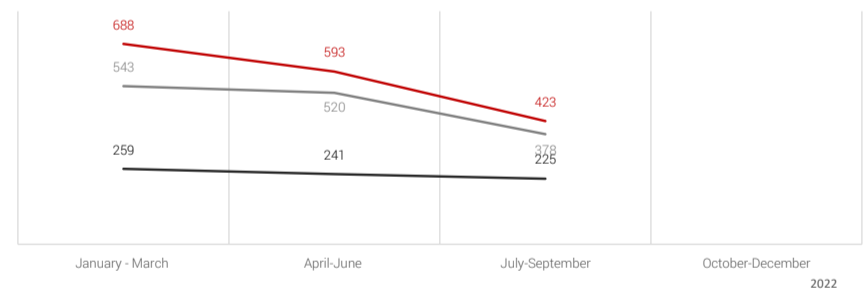
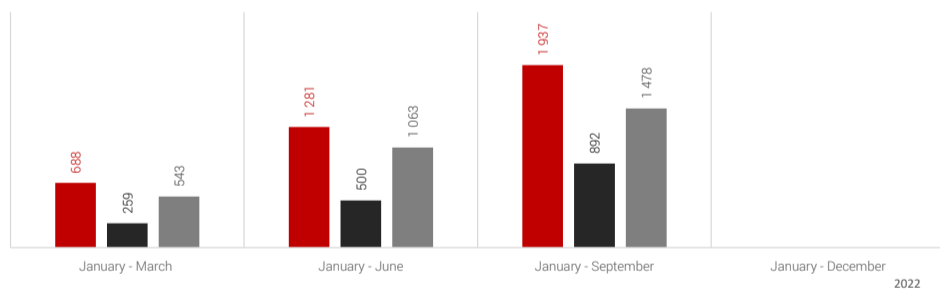
cumulation

Production	2022	1 937	288	17,5%
	2021	1 649		
Domestic sales	2022	892	95	11,9%
	2021	797		
Export	2022	1 478	275	22,9%
	2021	1 203		

July-September

quarter

Production	2022	545	49	9,9%
	2021	496		
Domestic sales	2022	315	88	38,8%
	2021	227		
Export	2022	393	218	124,6%
	2021	175		



Schwarz Müller s.r.o.



PANAV, a.s.



Production	January-September	2022	1 937	275	20,8%
	2021	1 649			
	July-September	2022	439	51	13,1%
	2021	388			

Production	January-September	2022	339	13	4,0%
	2021	326			
	July-September	2022	106	-2	-1,9%
	2021	108			

Domestic sales	January-September	2022	617	87	16,4%
	2021	530			
	July-September	2022	207	56	37,1%
	2021	151			

Domestic sales	January-September	2022	275	8	3,0%
	2021	267			
	July-September	2022	108	32	42,1%
	2021	76			

Export	January-September	2022	1 417	256	22,0%
	2021	1 161			
	July-September	2022	369	209	130,6%
	2021	160			

Export	January-September	2022	61	19	45,2%
	2021	42			
	July-September	2022	24	9	60,0%
	2021	15			



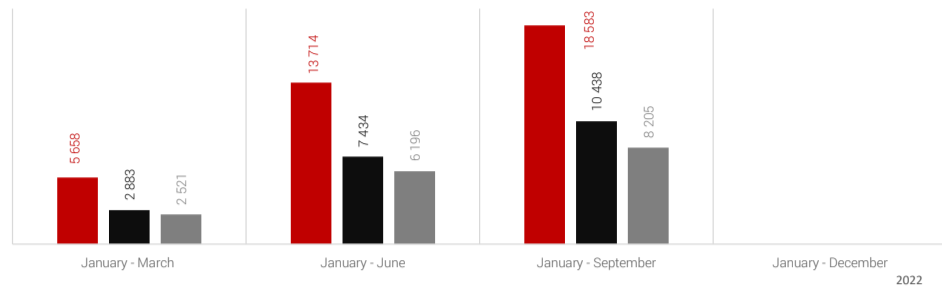
TOTAL Trailers

categories O1, O2, O3 and O4

January-September

cumulation

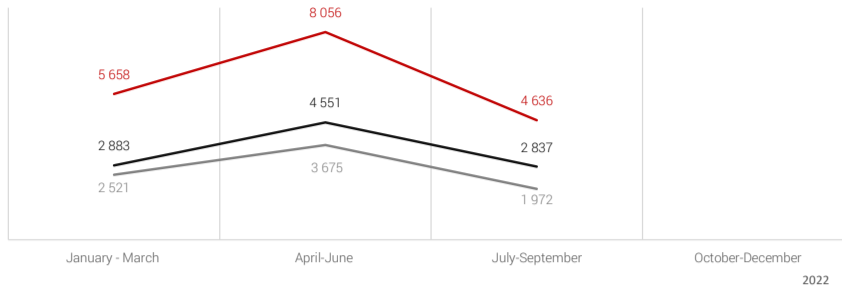
Production	2022	18 583	-5 727	-23,6%
	2021	24 310		
Domestic sales	2022	10 438	-4 397	-29,6%
	2021	14 835		
Export	2022	8 205	-1 202	-12,8%
	2021	9 407		



July-September

quarter

Production	2022	4 758	-2 453	-34,0%
	2021	7 211		
Domestic sales	2022	2 927	-1 264	-30,2%
	2021	4 191		
Export	2022	1 987	-777	-28,1%
	2021	2 764		



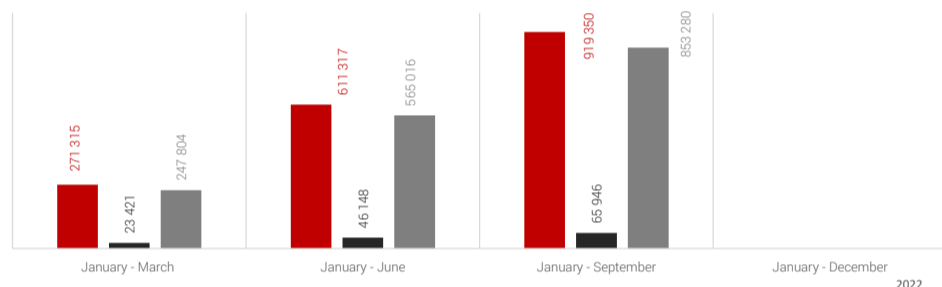
TOTAL Motor vehicles

categories M1, M2, M3, N2, N3 and L

January-September

cumulation

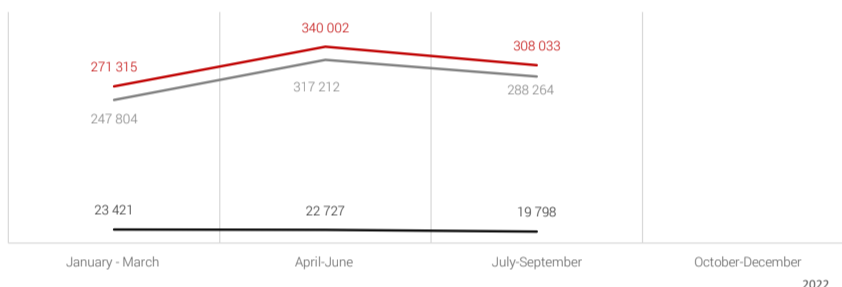
Production	2022	919 350	82 536	9,9%
	2021	836 814		
Domestic sales	2022	65 946	-11 229	-14,6%
	2021	77 175		
Export	2022	853 280	93 095	12,2%
	2021	760 185		



July-September

quarter

Production	2022	308 033	137 657	80,8%
	2021	170 376		
Domestic sales	2022	19 798	-3 390	-14,6%
	2021	23 188		
Export	2022	288 264	140 913	95,6%
	2021	147 351		



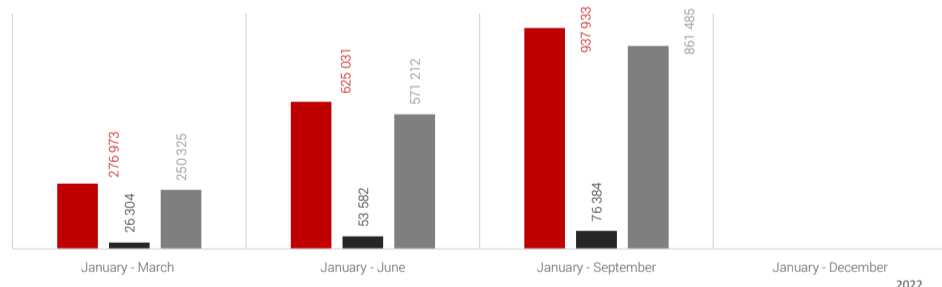
TOTAL Road vehicles

categories M1, M2, M3, N2, N3, L, O1, O2, O3 and O4

January-September

cumulation

Production	2022	937 933	76 809	8,9%
	2021	861 124		
Domestic sales	2022	76 384	-15 626	-17,0%
	2021	92 010		
Export	2022	861 485	91 893	11,9%
	2021	769 592		



July-September

quarter

Production	2022	312 791	135 204	76,1%
	2021	177 587		
Domestic sales	2022	22 725	-4 654	-17,0%
	2021	27 379		
Export	2022	290 251	140 136	93,4%
	2021	150 115		

