

Výroba, prodej a export vozidel

v České republice

červen 2022



Osobní automobily

kategorie M1

leden-červen

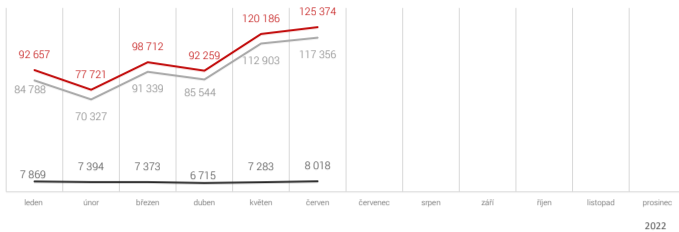
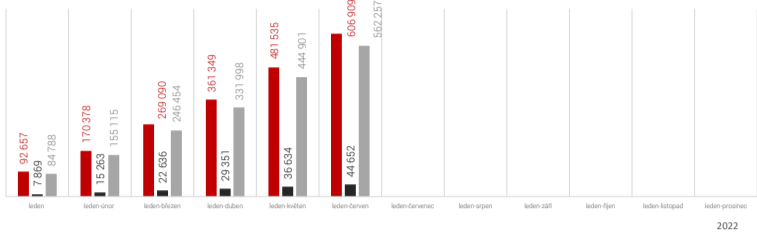
kumulace

| | | | | |
|------------------------|------|----------------|---------|--------|
| Výroba | 2022 | 606 909 | -56 106 | -8,5% |
| | 2021 | 663 015 | | |
| Tuzemský prodej | 2022 | 44 652 | -8 382 | -15,8% |
| | 2021 | 53 034 | | |
| Export | 2022 | 562 257 | -48 144 | -7,9% |
| | 2021 | 610 401 | | |

červen

měsíc

| | | | | |
|------------------------|------|----------------|--------|--------|
| Výroba | 2022 | 125 374 | 22 293 | 21,6% |
| | 2021 | 103 081 | | |
| Tuzemský prodej | 2022 | 8 018 | -2 365 | -22,8% |
| | 2021 | 10 383 | | |
| Export | 2022 | 117 356 | 24 650 | 26,6% |
| | 2021 | 92 706 | | |



| | ŠKODA AUTO a.s. | | Hyundai Motor Manufacturing Czech s.r.o. | | Toyota Motor Manufacturing Czech Republic, s.r.o. (MOTOR MANUFACTURING CZECH) | | | | | | | |
|------------------------|-----------------|----------------|--|--------|---|----------------|--------|-------|--------------|---------------|---------|--------|
| | 2022 | 2021 | 2022 | 2021 | 2022 | 2021 | | | | | | |
| Výroba | leden-červen | 351 006 | -69 832 | -16,6% | leden-červen | 166 800 | 24 400 | 17,1% | leden-červen | 89 103 | -10 674 | -10,7% |
| | červen | 71 351 | 15 699 | 28,2% | červen | 31 999 | 5 899 | 22,6% | červen | 22 024 | 695 | 3,3% |
| | červen | 2021 | 55 652 | | | 2021 | 26 100 | | | 2021 | 21 329 | |
| Tuzemský prodej | leden-červen | 35 469 | -8 564 | -19,4% | leden-červen | 8 083 | -310 | -3,7% | leden-červen | 1 100 | 492 | 80,9% |
| | červen | 6 163 | -2 251 | -26,8% | červen | 1 650 | -167 | -9,2% | červen | 205 | 53 | 34,9% |
| | červen | 2021 | 8 414 | | | 2021 | 1 817 | | | 2021 | 152 | |
| Export | leden-červen | 315 537 | -61 688 | -16,4% | leden-červen | 158 717 | 24 710 | 18,4% | leden-červen | 88 003 | -11 166 | -11,3% |
| | červen | 65 188 | 17 942 | 38,0% | červen | 30 349 | 6 066 | 25,0% | červen | 21 819 | 642 | 3,0% |
| | červen | 2021 | 47 246 | | | 2021 | 24 283 | | | 2021 | 21 177 | |



Autobusy

kategorie M2 a M3

leden-červen

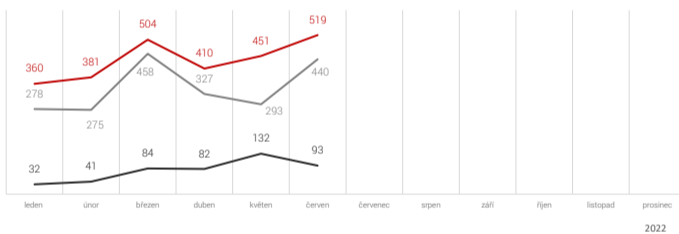
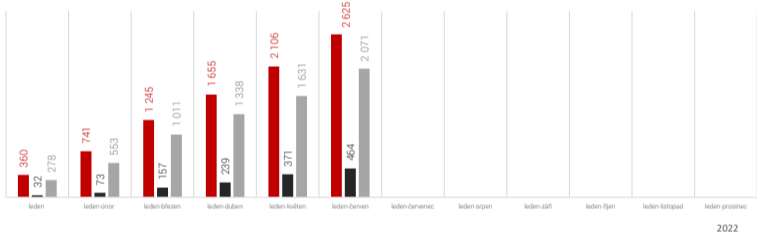
kumulace

| | | | | |
|------------------------|------|--------------|-----|-------|
| Výroba | 2022 | 2 625 | 298 | 12,8% |
| | 2021 | 2 327 | | |
| Tuzemský prodej | 2022 | 464 | 127 | 37,7% |
| | 2021 | 337 | | |
| Export | 2022 | 2 071 | 112 | 5,7% |
| | 2021 | 1 959 | | |

červen

měsíc

| | | | | |
|------------------------|------|------------|-----|--------|
| Výroba | 2022 | 519 | 2 | 0,4% |
| | 2021 | 517 | | |
| Tuzemský prodej | 2022 | 93 | 18 | 24,0% |
| | 2021 | 75 | | |
| Export | 2022 | 440 | -61 | -12,2% |
| | 2021 | 501 | | |



| | Iveco Czech Republic, a. s. | | SOR Libchavy spol. s r.o. | | KHMC s.r.o. | | | | | | | |
|------------------------|-----------------------------|--------------|---------------------------|--------|--------------|------------|-----|--------|--------------|-----------|---|-------|
| | 2022 | 2021 | 2022 | 2021 | 2022 | 2021 | | | | | | |
| Výroba | leden-červen | 2 326 | 213 | 10,1% | leden-červen | 274 | 69 | 33,7% | leden-červen | 11 | 2 | 22,2% |
| | červen | 446 | -1 | -0,2% | červen | 69 | 2 | 3,0% | červen | 4 | 1 | 33,3% |
| | červen | 2021 | 447 | | | 2021 | 67 | | | 2021 | 3 | |
| Tuzemský prodej | leden-červen | 265 | 79 | 42,5% | leden-červen | 199 | 68 | 51,9% | leden-červen | 0 | 0 | 0,0% |
| | červen | 52 | 3 | 6,1% | červen | 41 | 15 | 57,7% | červen | 0 | 0 | 0,0% |
| | červen | 2021 | 49 | | | 2021 | 26 | | | 2021 | 0 | |
| Export | leden-červen | 1 985 | 109 | 5,8% | leden-červen | 75 | 1 | 1,4% | leden-červen | 11 | 2 | 22,2% |
| | červen | 408 | -49 | -10,7% | červen | 28 | -13 | -31,7% | červen | 4 | 1 | 33,3% |
| | červen | 2021 | 457 | | | 2021 | 41 | | | 2021 | 3 | |

| | ŠKODA ELECTRIC a.s. | | | |
|------------------------|---------------------|-----------|----|-----|
| | 2022 | 2021 | | |
| Výroba | leden-červen | 14 | 14 | n/a |
| | červen | 0 | 0 | n/a |
| Tuzemský prodej | leden-červen | 0 | 0 | n/a |
| | červen | 0 | 0 | n/a |
| Export | leden-červen | 0 | 0 | n/a |
| | červen | 0 | 0 | n/a |



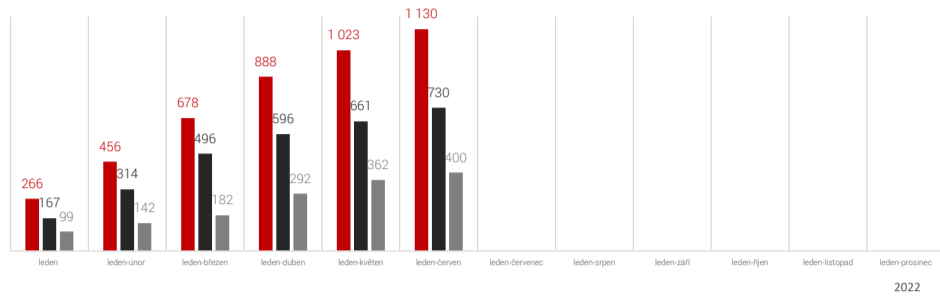
Motocykly

kategorie L

leden-červen

kumulace

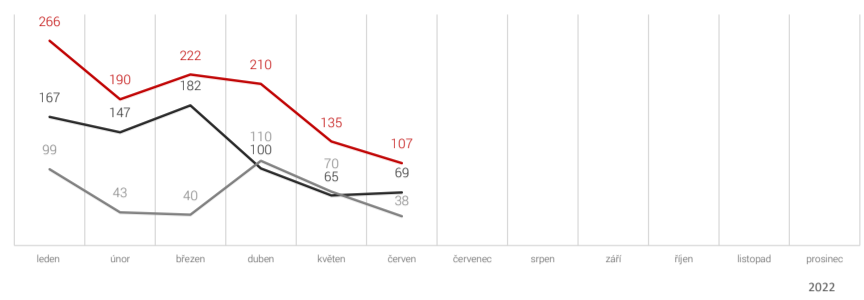
| | | | | |
|------------------------|------|--------------|-----|--------|
| Výroba | 2022 | 1 130 | 572 | 102,5% |
| | 2021 | 558 | | |
| Tuzemský prodej | 2022 | 730 | 273 | 59,7% |
| | 2021 | 457 | | |
| Export | 2022 | 400 | 299 | 296,0% |
| | 2021 | 101 | | |



červen

měsíc

| | | | | |
|------------------------|------|------------|----|--------|
| Výroba | 2022 | 107 | 26 | 32,1% |
| | 2021 | 81 | | |
| Tuzemský prodej | 2022 | 69 | -7 | -9,2% |
| | 2021 | 76 | | |
| Export | 2022 | 38 | 33 | 660,0% |
| | 2021 | 5 | | |



JAWA Moto spol. s r.o.



Výroba

| | | | | |
|--------------|------|--------------|-----|--------|
| leden-červen | 2022 | 1 130 | 572 | 102,5% |
| | 2021 | 558 | | |
| červen | 2022 | 107 | 26 | 32,1% |
| | 2021 | 81 | | |

Tuzemský prodej

| | | | | |
|--------------|------|------------|-----|-------|
| leden-červen | 2022 | 730 | 273 | 59,7% |
| | 2021 | 457 | | |
| červen | 2022 | 69 | -7 | -9,2% |
| | 2021 | 76 | | |

Export

| | | | | |
|--------------|------|------------|-----|--------|
| leden-červen | 2022 | 400 | 299 | 296,0% |
| | 2021 | 101 | | |
| červen | 2022 | 38 | 33 | 660,0% |
| | 2021 | 5 | | |



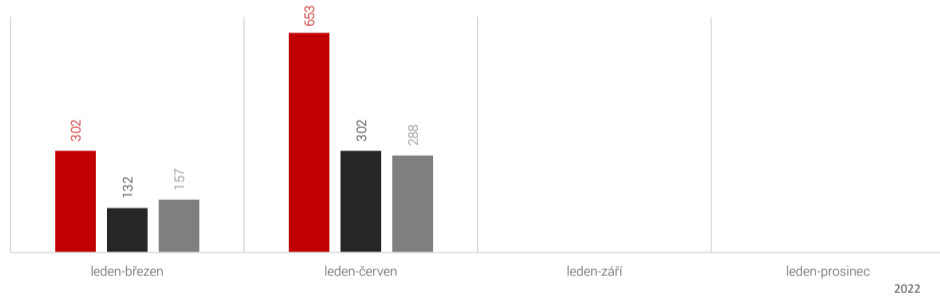
Nákladní vozidla

kategorie N2 a N3

leden-červen

kumulace

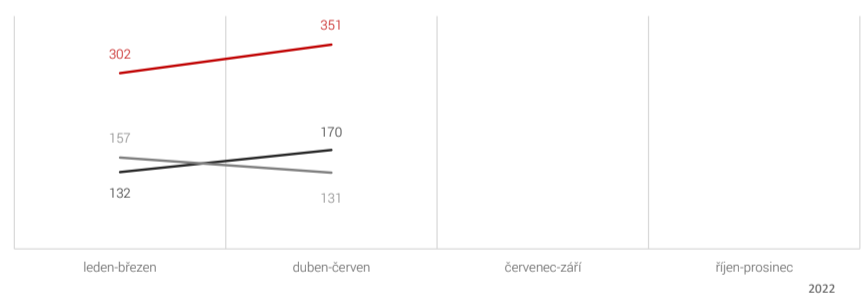
| | | | | |
|------------------------|------|------------|-----|--------|
| Výroba | 2022 | 653 | 115 | 21,4% |
| | 2021 | 538 | | |
| Tuzemský prodej | 2022 | 302 | 143 | 89,9% |
| | 2021 | 159 | | |
| Export | 2022 | 288 | -85 | -22,8% |
| | 2021 | 373 | | |



duben-červen

kvartální období

| | | | | |
|------------------------|------|------------|-----|--------|
| Výroba | 2022 | 351 | 54 | 18,2% |
| | 2021 | 297 | | |
| Tuzemský prodej | 2022 | 170 | 96 | 129,7% |
| | 2021 | 74 | | |
| Export | 2022 | 131 | -92 | -41,3% |
| | 2021 | 223 | | |



TATRA TRUCKS a.s.



Výroba

| | | | | |
|--------------|------|------------|-----|-------|
| leden-červen | 2022 | 653 | 115 | 21,4% |
| | 2021 | 538 | | |
| duben-červen | 2022 | 351 | 54 | 18,2% |
| | 2021 | 297 | | |

Tuzemský prodej

| | | | | |
|--------------|------|------------|-----|--------|
| leden-červen | 2022 | 302 | 143 | 89,9% |
| | 2021 | 159 | | |
| duben-červen | 2022 | 170 | 96 | 129,7% |
| | 2021 | 74 | | |

Export

| | | | | |
|--------------|------|------------|-----|--------|
| leden-červen | 2022 | 288 | -85 | -22,8% |
| | 2021 | 373 | | |
| duben-červen | 2022 | 131 | -92 | -41,3% |
| | 2021 | 223 | | |



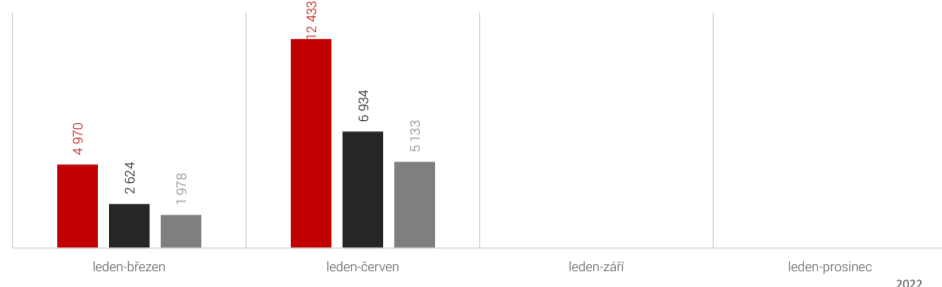
Přípojná vozidla do 3,5 t

kategorie O1 a O2

leden-červen

kumulace

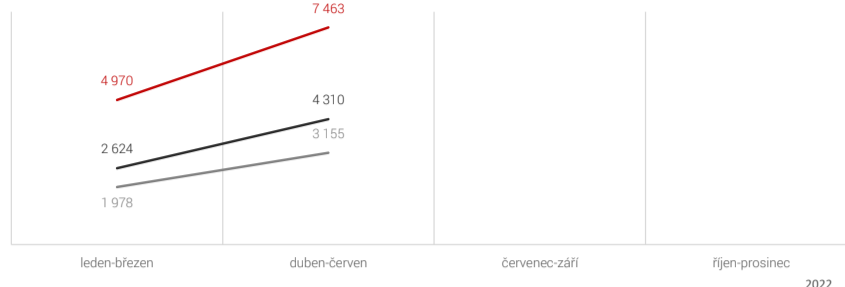
| | | | | |
|------------------------|------|---------------|--------|--------|
| Výroba | 2022 | 12 433 | -3 513 | -22,0% |
| | 2021 | 15 946 | | |
| Tuzemský prodej | 2022 | 6 934 | -3 140 | -31,2% |
| | 2021 | 10 074 | | |
| Export | 2022 | 5 133 | -482 | -8,6% |
| | 2021 | 5 615 | | |



duben-červen

kvartální období

| | | | | |
|------------------------|------|--------------|--------|--------|
| Výroba | 2022 | 7 463 | -3 079 | -29,2% |
| | 2021 | 10 542 | | |
| Tuzemský prodej | 2022 | 4 310 | -3 041 | -41,4% |
| | 2021 | 7 351 | | |
| Export | 2022 | 3 155 | -190 | -5,7% |
| | 2021 | 3 345 | | |



AGADOS, spol. s r.o.



Výroba

| | | | | |
|--------------|------|---------------|--------|--------|
| leden-červen | 2022 | 12 433 | -3 513 | -22,0% |
| | 2021 | 15 946 | | |
| duben-červen | 2022 | 7 463 | -3 079 | -29,2% |
| | 2021 | 10 542 | | |

Tuzemský prodej

| | | | | |
|--------------|------|--------------|--------|--------|
| leden-červen | 2022 | 6 934 | -3 140 | -31,2% |
| | 2021 | 10 074 | | |
| duben-červen | 2022 | 4 310 | -3 041 | -41,4% |
| | 2021 | 7 351 | | |

Export

| | | | | |
|--------------|------|--------------|------|-------|
| leden-červen | 2022 | 5 133 | -482 | -8,6% |
| | 2021 | 5 615 | | |
| duben-červen | 2022 | 3 155 | -190 | -5,7% |
| | 2021 | 3 345 | | |



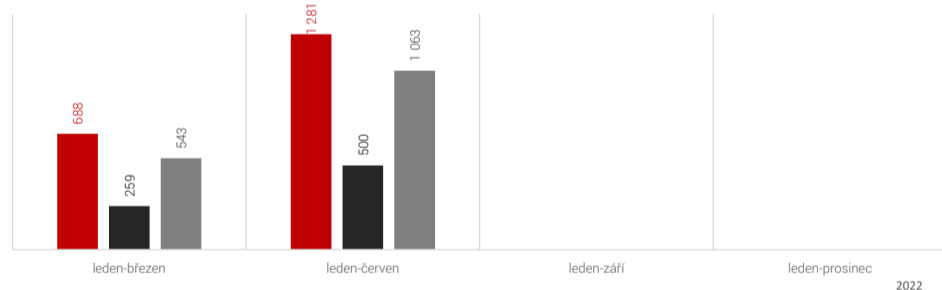
Přípojná vozidla nad 3,5 t

kategorie O3 a O4

leden-červen

kumulace

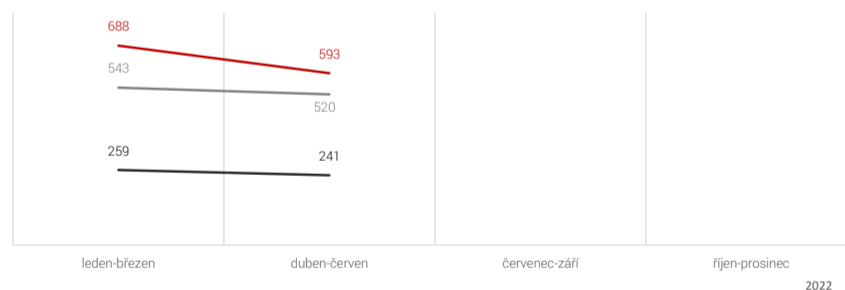
| | | | | |
|------------------------|------|--------------|-----|--------|
| Výroba | 2022 | 1 281 | 128 | 11,1% |
| | 2021 | 1 153 | | |
| Tuzemský prodej | 2022 | 500 | -70 | -12,3% |
| | 2021 | 570 | | |
| Export | 2022 | 1 063 | 35 | 3,4% |
| | 2021 | 1 028 | | |



duben-červen

kvartální období

| | | | | |
|------------------------|------|------------|------|--------|
| Výroba | 2022 | 593 | 13 | 2,2% |
| | 2021 | 580 | | |
| Tuzemský prodej | 2022 | 241 | -118 | -32,9% |
| | 2021 | 359 | | |
| Export | 2022 | 520 | -415 | -44,4% |
| | 2021 | 935 | | |



Schwarz Müller s.r.o.



Výroba

| | | | | |
|--------------|------|--------------|-----|-------|
| leden-červen | 2022 | 1 159 | 224 | 24,0% |
| | 2021 | 935 | | |
| duben-červen | 2022 | 582 | 109 | 23,0% |
| | 2021 | 473 | | |

Tuzemský prodej

| | | | | |
|--------------|------|------------|----|-------|
| leden-červen | 2022 | 410 | 31 | 8,2% |
| | 2021 | 379 | | |
| duben-červen | 2022 | 228 | -7 | -3,0% |
| | 2021 | 235 | | |

Export

| | | | | |
|--------------|------|--------------|------|--------|
| leden-červen | 2022 | 1 048 | 47 | 4,7% |
| | 2021 | 1 001 | | |
| duben-červen | 2022 | 527 | -391 | -42,6% |
| | 2021 | 918 | | |

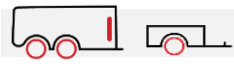
PANAV, a.s.



| | | | | |
|--------------|------|------------|-----|--------|
| leden-červen | 2022 | 122 | -96 | -44,0% |
| | 2021 | 218 | | |
| duben-červen | 2022 | 11 | -96 | -89,7% |
| | 2021 | 107 | | |

| | | | | |
|--------------|------|-----------|------|--------|
| leden-červen | 2022 | 90 | -101 | -52,9% |
| | 2021 | 191 | | |
| duben-červen | 2022 | 13 | -111 | -89,5% |
| | 2021 | 124 | | |

| | | | | |
|--------------|------|-----------|-----|---------|
| leden-červen | 2022 | 15 | -12 | -44,4% |
| | 2021 | 27 | | |
| duben-červen | 2022 | -7 | -24 | -141,2% |
| | 2021 | 17 | | |



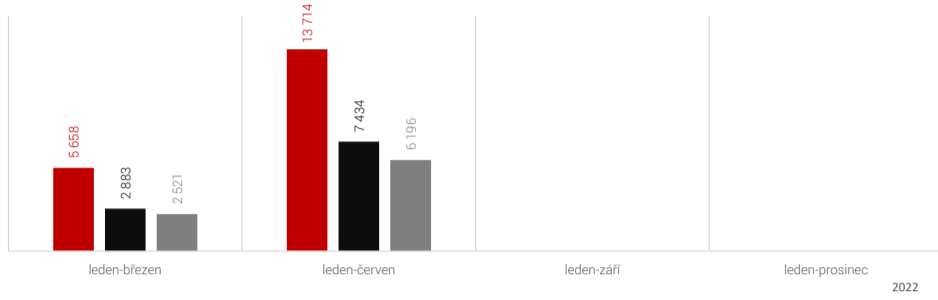
CELKEM Přípojná vozidla

kategorie O1, O2, O3 a O4

leden-červen

kumulace

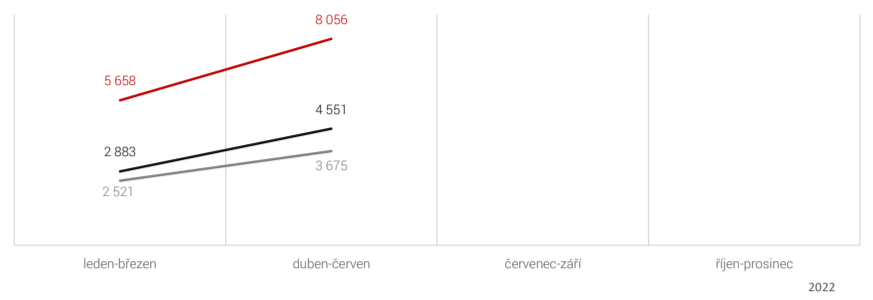
| | | | | |
|------------------------|------|---------------|--------|--------|
| Výroba | 2022 | 13 714 | -3 385 | -19,8% |
| | 2021 | 17 099 | | |
| Tuzemský prodej | 2022 | 7 434 | -3 210 | -30,2% |
| | 2021 | 10 644 | | |
| Export | 2022 | 6 196 | -447 | -6,7% |
| | 2021 | 6 643 | | |



duben-červen

kvartální období

| | | | | |
|------------------------|------|--------------|--------|--------|
| Výroba | 2022 | 8 056 | -3 066 | -27,6% |
| | 2021 | 11 122 | | |
| Tuzemský prodej | 2022 | 4 551 | -3 159 | -41,0% |
| | 2021 | 7 710 | | |
| Export | 2022 | 3 675 | -605 | -14,1% |
| | 2021 | 4 280 | | |



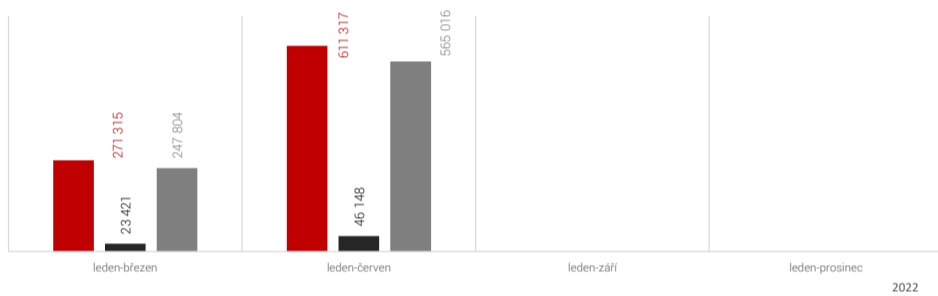
CELKEM Motorová vozidla

kategorie M1, M2, M3, N2, N3 a L

leden-červen

kumulace

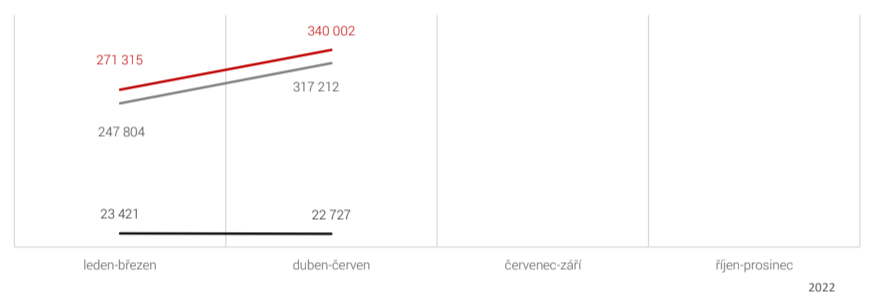
| | | | | |
|------------------------|------|----------------|---------|--------|
| Výroba | 2022 | 611 317 | -55 121 | -8,3% |
| | 2021 | 666 438 | | |
| Tuzemský prodej | 2022 | 46 148 | -7 839 | -14,5% |
| | 2021 | 53 987 | | |
| Export | 2022 | 565 016 | -47 818 | -7,8% |
| | 2021 | 612 834 | | |



duben-červen

kvartální období

| | | | | |
|------------------------|------|----------------|--------|--------|
| Výroba | 2022 | 340 002 | 7 084 | 2,1% |
| | 2021 | 332 918 | | |
| Tuzemský prodej | 2022 | 22 727 | -6 971 | -23,5% |
| | 2021 | 29 698 | | |
| Export | 2022 | 317 212 | 13 912 | 4,6% |
| | 2021 | 303 300 | | |



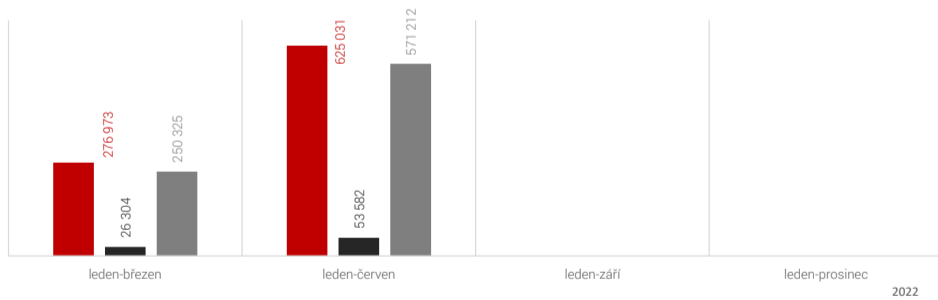
CELKEM Silniční vozidla

kategorie M1, M2, M3, N2, N3, L, O1, O2, O3 a O4

leden-červen

kumulace

| | | | | |
|------------------------|------|----------------|---------|--------|
| Výroba | 2022 | 625 031 | -58 506 | -8,6% |
| | 2021 | 683 537 | | |
| Tuzemský prodej | 2022 | 53 582 | -11 049 | -17,1% |
| | 2021 | 64 631 | | |
| Export | 2022 | 571 212 | -48 265 | -7,8% |
| | 2021 | 619 477 | | |



duben-červen

kvartální období

| | | | | |
|------------------------|------|----------------|---------|--------|
| Výroba | 2022 | 348 058 | 4 018 | 1,2% |
| | 2021 | 344 040 | | |
| Tuzemský prodej | 2022 | 27 278 | -10 130 | -27,1% |
| | 2021 | 37 408 | | |
| Export | 2022 | 320 887 | 13 307 | 4% |
| | 2021 | 307 580 | | |

