

# Electric vehicle production

in the Czech Republic

## March 2021



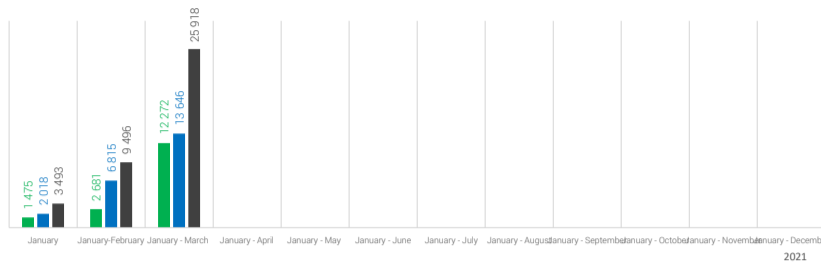
### Passenger cars

category M1

#### January-March

cumulation

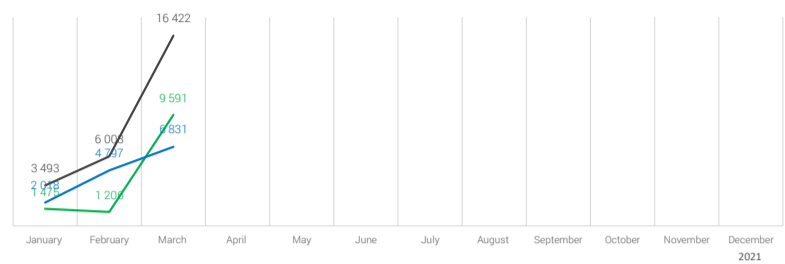
Total passenger vehicles production	331 897	100%
of these BEVs	12 272	3,70%
of these PHEVs	13 646	4,11%
<b>Total electric passenger vehicles production</b>	<b>25 918</b>	<b>7,81%</b>



#### March

month

Total passenger vehicles production	125 202	100%
of these BEVs	9 591	7,66%
of these PHEVs	6 831	5,46%
<b>Total electric passenger vehicles production</b>	<b>16 422</b>	<b>13,12%</b>



ŠKODA AUTO a.s.



Total passenger vehicles production	225 115
of these BEVs	7 979
of these PHEVs	11 235
<b>Total electric passenger vehicles production</b>	<b>19 214</b>

March

Total passenger vehicles production	84 656
of these BEVs	7 810
of these PHEVs	4 420
<b>Total electric passenger vehicles production</b>	<b>12 230</b>

Hyundai Motor Manufacturing Czech s.r.o.



Total passenger vehicles production	65 700
of these BEVs	4 293
of these PHEVs	2 411
<b>Total electric passenger vehicles production</b>	<b>6 704</b>

Total passenger vehicles production	28 500
of these BEVs	1 781
of these PHEVs	2 411
<b>Total electric passenger vehicles production</b>	<b>4 192</b>




### Buses

categories M2 and M3

#### January-March

cumulation

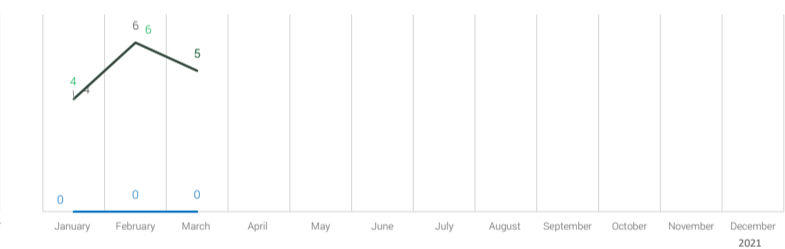
Total buses production	1 111	100%
of these BEVs	15	1,35%
of these PHEVs	0	0,00%
<b>Total electric buses production</b>	<b>15</b>	<b>1,35%</b>



#### March

month

Total buses production	413	100%
of these BEVs	5	1,21%
of these PHEVs	0	0,00%
<b>Total electric buses production</b>	<b>5</b>	<b>1,21%</b>



SOR Libchavy spol. s r.o.



Total buses production	89
of these BEVs	15
of these PHEVs	0
<b>Total electric buses production</b>	<b>15</b>

March

Total buses production	22
of these BEVs	5
of these PHEVs	0
<b>Total electric buses production</b>	<b>5</b>

ŠKODA ELECTRIC a.s.



Total buses production	0
of these BEVs	0
of these PHEVs	0
<b>Total electric buses production</b>	<b>0</b>

Total buses production	0
of these BEVs	0
of these PHEVs	0
<b>Total electric buses production</b>	<b>0</b>



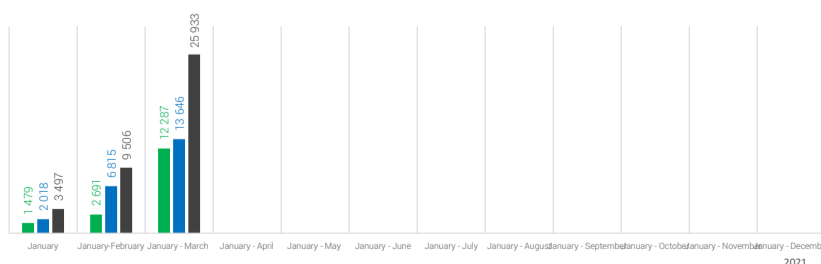
### TOTAL Electric vehicles

categories M1, N1, M2 and M3

#### January-March

cumulation

<b>Total BEVs production</b>	<b>12 287</b>
<b>Total PHEVs production</b>	<b>13 646</b>
<b>Total electric vehicles production</b>	<b>25 933</b>



#### March

month

<b>Total BEVs production</b>	<b>9 596</b>
<b>Total PHEVs production</b>	<b>6 831</b>
<b>Total electric vehicles production</b>	<b>16 427</b>

