

# Vehicle production, domestic sales and export March 2021

in the Czech Republic



SDRUŽENÍ  
AUTOMOBILOVÉHO  
PRŮMYSLU



## Passenger cars

category M1

### January-March

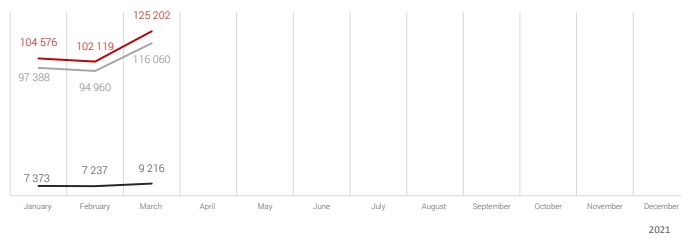
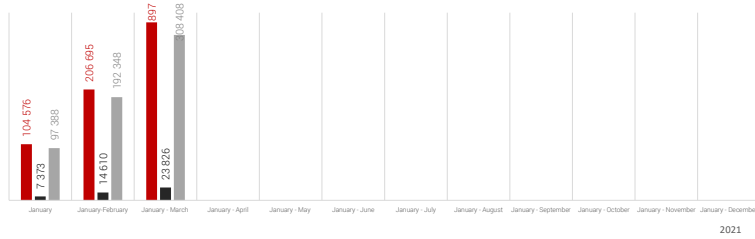
cumulation

	2021	2020		
<b>Production</b>	<b>331 897</b>	322 908	8 989	2,8%
<b>Domestic sales</b>	<b>23 826</b>	24 923	-1 097	-4,4%
<b>Export</b>	<b>308 408</b>	298 697	9 711	3,3%

### March

month

	2021	2020		
<b>Production</b>	<b>125 202</b>	83 703	41 499	49,6%
<b>Domestic sales</b>	<b>9 216</b>	7 081	2 135	30,2%
<b>Export</b>	<b>116 060</b>	76 850	39 210	51,0%



ŠKODA AUTO a.s.



### Production

	2021	2020		
January-March	<b>225 115</b>	213 575	11 540	5,4%
March	<b>84 656</b>	52 368	32 288	61,7%

### Domestic sales

	2021	2020		
January-March	<b>19 574</b>	21 284	-1 710	-8,0%
March	<b>7 299</b>	5 990	1 309	21,9%

### Export

	2021	2020		
January-March	<b>205 878</b>	193 003	12 875	6,7%
March	<b>77 431</b>	46 606	30 825	66,1%

Hyundai Motor  
Manufacturing Czech s.r.o.



	2021	2020		
January-March	<b>65 700</b>	56 100	9 600	17,1%
March	<b>28 500</b>	18 600	9 900	53,2%

	2021	2020		
January-March	<b>3 986</b>	3 421	565	16,5%
March	<b>1 825</b>	1 036	789	76,2%

	2021	2020		
January-March	<b>61 714</b>	52 679	9 035	17,2%
March	<b>26 675</b>	17 564	9 111	51,9%

Toyota Motor  
Manufacturing Czech Republic, s.r.o.



	2021	2020		
January-March	<b>41 082</b>	53 233	-12 151	-22,8%
March	<b>12 046</b>	12 735	-689	-5,4%

	2021	2020		
January-March	<b>266</b>	218	48	22,0%
March	<b>92</b>	55	37	67,3%

	2021	2020		
January-March	<b>40 816</b>	53 015	-12 199	-23,0%
March	<b>11 954</b>	12 680	-726	-5,7%



## Buses

categories M2 and M3

### January-March

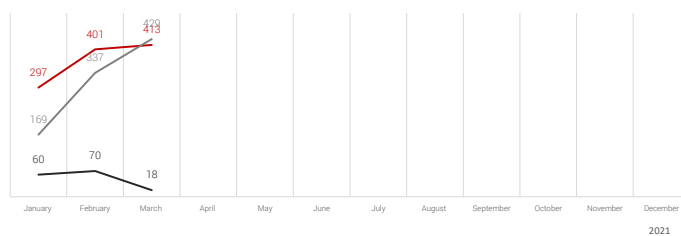
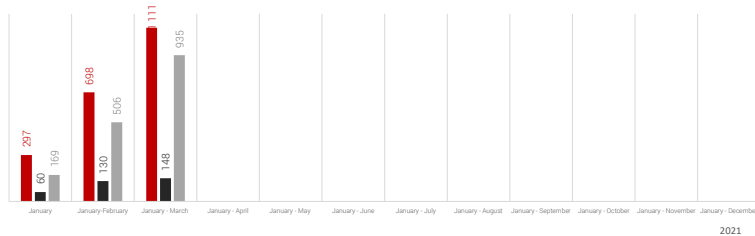
cumulation

	2021	2020		
<b>Production</b>	<b>1 111</b>	1 284	-173	-13,5%
<b>Domestic sales</b>	<b>148</b>	209	-61	-29,2%
<b>Export</b>	<b>935</b>	990	-55	-5,6%

### March

month

	2021	2020		
<b>Production</b>	<b>413</b>	470	-57	-12,1%
<b>Domestic sales</b>	<b>18</b>	86	-68	-79,1%
<b>Export</b>	<b>429</b>	380	49	12,9%



Iveco Czech Republic, a.s.



### Production

	2021	2020		
January-March	<b>1 017</b>	1 179	-162	-13,7%
March	<b>390</b>	426	-36	-8,5%

### Domestic sales

	2021	2020		
January-March	<b>80</b>	126	-46	-36,5%
March	<b>18</b>	55	-37	-67,3%

### Export

	2021	2020		
January-March	<b>909</b>	968	-59	-6,1%
March	<b>420</b>	367	53	14,4%

SOR Libchavy spol. s r.o.



	2021	2020		
January-March	<b>89</b>	102	-13	-12,7%
March	<b>22</b>	44	-22	-50,0%

	2021	2020		
January-March	<b>68</b>	83	-15	-18,1%
March	<b>14</b>	34	-20	-58,8%

	2021	2020		
January-March	<b>21</b>	19	2	10,5%
March	<b>8</b>	10	-2	-20,0%

KHMC s.r.o.



	2021	2020		
January-March	<b>5</b>	3	2	66,7%
March	<b>1</b>	0	1	n/a

	2021	2020		
January-March	<b>0</b>	0	0	n/a
March	<b>0</b>	-3	3	-100,0%

	2021	2020		
January-March	<b>5</b>	3	2	66,7%
March	<b>1</b>	3	-2	-66,7%

ŠKODA ELECTRIC a.s.



### Production

	2021	2020		
2021	<b>0</b>	n/a	n/a	n/a
2020	n/a	n/a	n/a	n/a

### Domestic sales

	2021	2020		
2021	<b>0</b>	n/a	n/a	n/a
2020	n/a	n/a	n/a	n/a

### Export

	2021	2020		
2021	<b>0</b>	n/a	n/a	n/a
2020	n/a	n/a	n/a	n/a



# Motorcycles

category L

## January-March

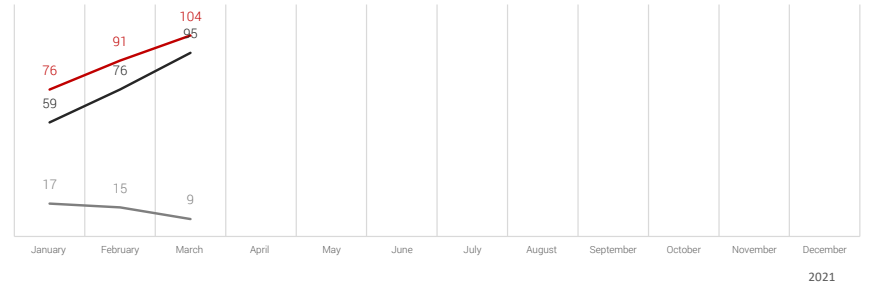

cumulation

<b>Production</b>	2021	<b>271</b>	153	129,7%
	2020	<b>118</b>		
<b>Domestic sales</b>	2021	<b>230</b>	181	369,4%
	2020	<b>49</b>		
<b>Export</b>	2021	<b>41</b>	-28	-40,6%
	2020	<b>69</b>		

## March

month

<b>Production</b>	2021	<b>104</b>	31	42,5%
	2020	<b>73</b>		
<b>Domestic sales</b>	2021	<b>95</b>	69	265,4%
	2020	<b>26</b>		
<b>Export</b>	2021	<b>9</b>	-38	-80,9%
	2020	<b>47</b>		



JAWA Moto spol. s r.o.



<b>Production</b>	January-March	2021	<b>271</b>	153	129,7%
	2020	<b>118</b>			
	March	2021	<b>104</b>	31	42,5%
	2020	<b>73</b>			

<b>Domestic sales</b>	January-March	2021	<b>230</b>	181	369,4%
	2020	<b>49</b>			
	March	2021	<b>95</b>	69	265,4%
	2020	<b>26</b>			

<b>Export</b>	January-March	2021	<b>41</b>	-28	-40,6%
	2020	<b>69</b>			
	March	2021	<b>9</b>	-38	-80,9%
	2020	<b>47</b>			



# Commercial vehicles

categories N2 and N3

## January-March

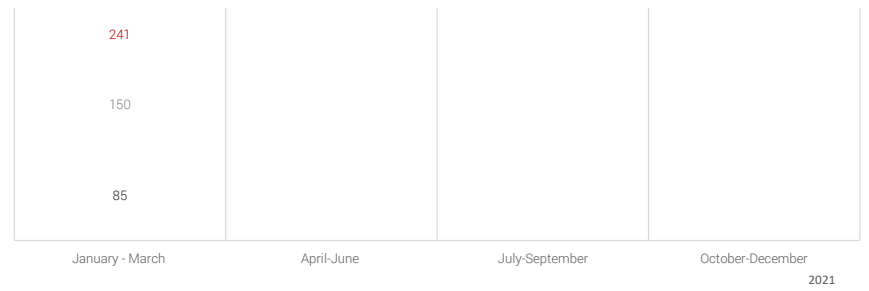
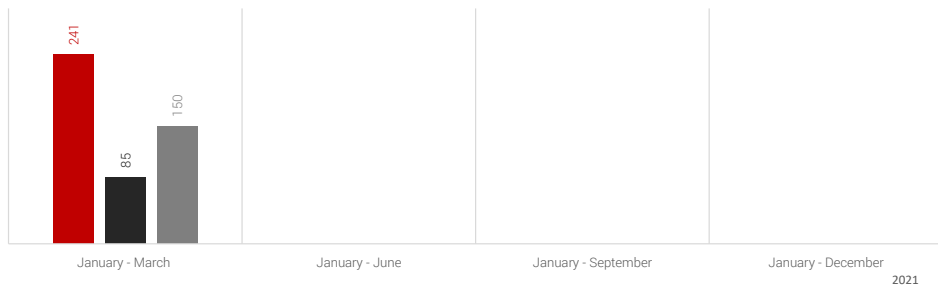
cumulation

<b>Production</b>	2021	<b>241</b>	-65	-21,2%
	2020	<b>306</b>		
<b>Domestic sales</b>	2021	<b>85</b>	-6	-6,6%
	2020	<b>91</b>		
<b>Export</b>	2021	<b>150</b>	-69	-31,5%
	2020	<b>219</b>		

## January-March

quarter

<b>Production</b>	2021	<b>241</b>	-65	-21,2%
	2020	<b>306</b>		
<b>Domestic sales</b>	2021	<b>85</b>	-6	-6,6%
	2020	<b>91</b>		
<b>Export</b>	2021	<b>150</b>	-69	-31,5%
	2020	<b>219</b>		



TATRA TRUCKS a.s.



<b>Production</b>	January-March	2021	<b>241</b>	-65	-21,2%
	2020	<b>306</b>			
	January-March	2021	<b>241</b>	-65	-21,2%
	2020	<b>306</b>			

<b>Domestic sales</b>	January-March	2021	<b>85</b>	-6	-6,6%
	2020	<b>91</b>			
	January-March	2021	<b>85</b>	-6	-6,6%
	2020	<b>91</b>			

<b>Export</b>	January-March	2021	<b>150</b>	-69	-31,5%
	2020	<b>219</b>			
	January-March	2021	<b>150</b>	-69	-31,5%
	2020	<b>219</b>			



## Trailers up to 3,5 t

categories O1 and O2

### January-March

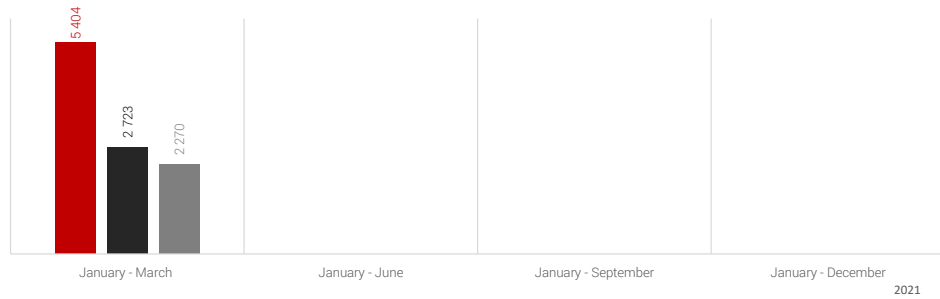
cumulation

<b>Production</b>	2021	<b>5 404</b>	800	17,4%
	2020	4 604		
<b>Domestic sales</b>	2021	<b>2 723</b>	631	30,2%
	2020	2 092		
<b>Export</b>	2021	<b>2 270</b>	647	39,9%
	2020	1 623		

### January-March

quarter

<b>Production</b>	2021	<b>5 404</b>	800	17,4%
	2020	4 604		
<b>Domestic sales</b>	2021	<b>2 723</b>	631	30,2%
	2020	2 092		
<b>Export</b>	2021	<b>2 270</b>	647	39,9%
	2020	1 623		



AGADOS, spol. s r.o.



<b>Production</b>	January-March	2021	<b>5 404</b>	800	17,4%
	2020	4 604			
<b>Domestic sales</b>	January-March	2021	<b>2 723</b>	631	30,2%
	2020	2 092			
<b>Export</b>	January-March	2021	<b>2 270</b>	647	39,9%
	2020	1 623			



## Trailers over 3,5 t

categories O3 and O4

### January-March

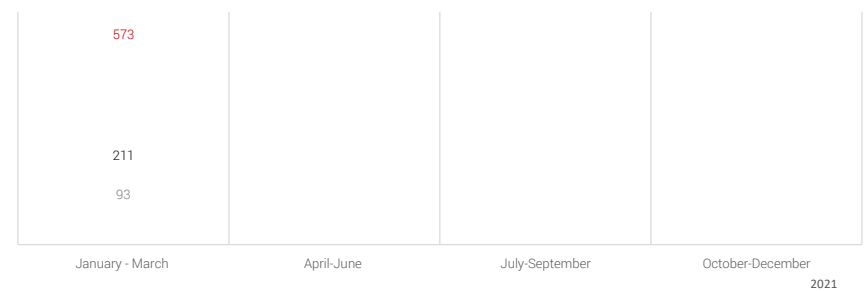
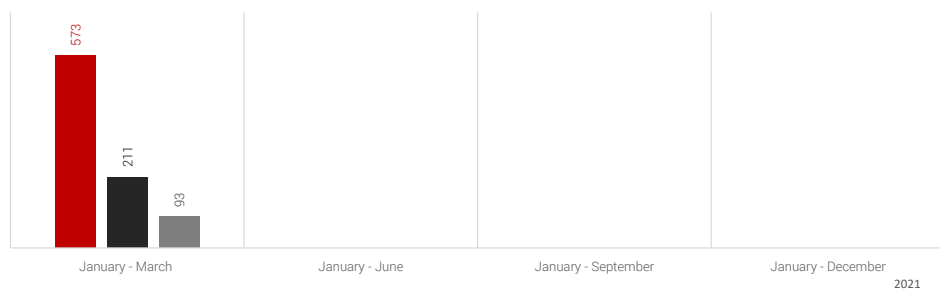
cumulation

<b>Production</b>	2021	<b>573</b>	-45	-7,3%
	2020	618		
<b>Domestic sales</b>	2021	<b>211</b>	14	7,1%
	2020	197		
<b>Export</b>	2021	<b>93</b>	-395	-80,9%
	2020	488		

### January-March

quarter

<b>Production</b>	2021	<b>573</b>	-45	-7,3%
	2020	618		
<b>Domestic sales</b>	2021	<b>211</b>	14	7,1%
	2020	197		
<b>Export</b>	2021	<b>93</b>	-395	-80,9%
	2020	488		



Schwarz Müller s.r.o.



PANAV, a.s.



<b>Production</b>	January-March	2021	<b>462</b>	-69	-13,0%
	2020	531			
<b>Domestic sales</b>	January-March	2021	<b>144</b>	-1	-0,7%
	2020	145			
<b>Export</b>	January-March	2021	<b>83</b>	-397	-82,7%
	2020	480			

<b>Production</b>	January-March	2021	<b>111</b>	24	27,6%
	2020	87			
<b>Domestic sales</b>	January-March	2021	<b>67</b>	15	28,8%
	2020	52			
<b>Export</b>	January-March	2021	<b>10</b>	2	25,0%
	2020	8			



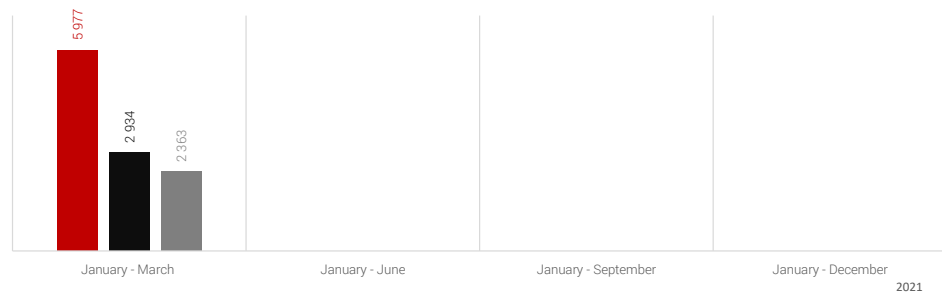
## TOTAL Trailers

categories O1, O2, O3 and O4

### January-March

cumulation

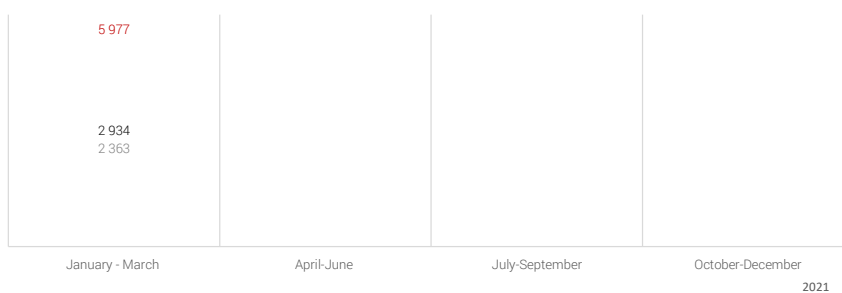
Production	2021	<b>5 977</b>	755	14,5%
	2020	5 222		
Domestic sales	2021	<b>2 934</b>	645	28,2%
	2020	2 289		
Export	2021	<b>2 363</b>	252	11,9%
	2020	2 111		



### January-March

quarter

Production	2021	<b>5 977</b>	755	14,5%
	2020	5 222		
Domestic sales	2021	<b>2 934</b>	645	28,2%
	2020	2 289		
Export	2021	<b>2 363</b>	252	11,9%
	2020	2 111		



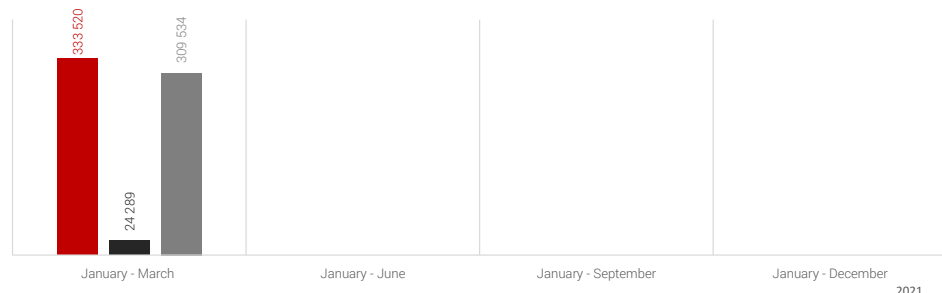
## TOTAL Motor vehicles

categories M1, M2, M3, N2, N3 and L

### January-March

cumulation

Production	2021	<b>333 520</b>	8 904	2,7%
	2020	324 616		
Domestic sales	2021	<b>24 289</b>	-983	-3,9%
	2020	25 272		
Export	2021	<b>309 534</b>	9 559	3,2%
	2020	299 975		



### January-March

quarter

Production	2021	<b>333 520</b>	8 904	2,7%
	2020	324 616		
Domestic sales	2021	<b>24 289</b>	-983	-3,9%
	2020	25 272		
Export	2021	<b>309 534</b>	9 559	3,2%
	2020	299 975		



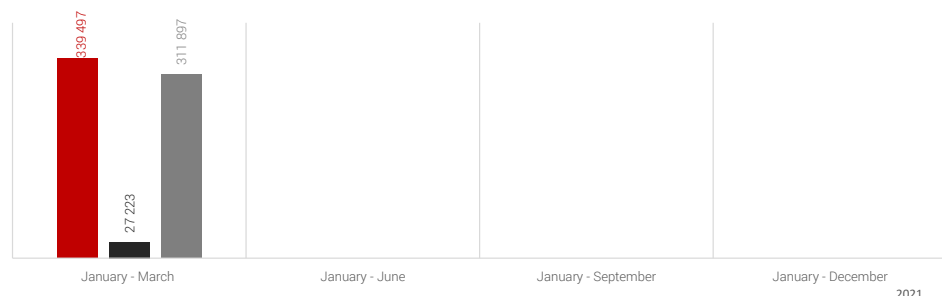
## TOTAL Road vehicles

categories M1, M2, M3, N2, N3, L, O1, O2, O3 and O4

### January-March

cumulation

Production	2021	<b>339 497</b>	9 659	2,9%
	2020	329 838		
Domestic sales	2021	<b>27 223</b>	-338	-1,2%
	2020	27 561		
Export	2021	<b>311 897</b>	9 811	3,2%
	2020	302 086		



### January-March

quarter

Production	2021	<b>339 497</b>	9 659	2,9%
	2020	329 838		
Domestic sales	2021	<b>27 223</b>	-338	-1,2%
	2020	27 561		
Export	2021	<b>311 897</b>	9 811	3,2%
	2020	302 086		

